



Design with Safety

Healthcare solutions

Colour card and finishes

				
B1 Blue	B2 Light Blue	D1 Black	D2 Grey Stone	D4 Dark Grey <small>Pantone 432</small>
				
D8 Oxide gray <small>RAL 7016</small>	G1 Grass Green	G2 Light Green	G5 May Green <small>RAL 6018</small>	G7 Pale Green
				
I1 Ivory	I2 Biscuit	P3 Lilla <small>Pantone 2577</small>	P4 Prune <small>Pantone 262</small>	P8 Dark Lilac
				
P9 Viola <small>RAL 4008</small>	PA Cherry <small>RAL 3027</small>	R4 Brilliant Red	R5 Orange Red	R7 Ruby Red <small>RAL 3003</small>
				
T6 Sand <small>RAL 1001</small>	W1 White	W2 Warm white <small>RAL 3003</small>	W3 Alpine White	Y1 Sun Yellow
				
Y3 Light Yellow <small>Pantone 100</small>	Y6 Banana Yellow	YB* Green Yellow		
				
C1 Chrome finish	N1 Satin finish	N2 Bright finish	N4 Opal	

Above printed colours have to be considered as a mere guide, for the real colours please ask Ponte Giulio the colour sample.
The blue colour codes refer to the "acrylic stone", the star symbol refers to its opal version.
The grey colour codes refer to the powder coating version.

Certificates



Certificate EN ISO 9001:2014 Quality Management - Certification

This certificate attests that Ponte Giulio accomplished the highest quality standards, to achieve increased performance and customer satisfaction.

Certificate EN ISO 13485:2014

ISO 13485 conforms to the requirements for a comprehensive quality management system for the design and manufacture of medical devices.



Certificate UNI EN 12182:2014 product Safety

The products of Ponte Giulio meet the highest standards. The capacity, reliability, durability and safety for medical use are by the TÜV SÜD Product Service Munich certified.



CE

All products from Ponte Giulio comply with all regulations and are registered as a Class 1 devices for medical purposes of Directive 93/42 / EEC. Directive 2007/47 / CE (MDD 93/42)

Remarks

All the materials used by Ponte Giulio for the manufacture of its products are non-inflammable, self-extinguishing, non-toxic and environmental friendly.



Design with safety



Ponte Giulio is one of Europe's largest manufacturers of safety solutions for bathrooms, with a range of products suitable for hospitals, nursing homes, hotels and other commercial and residential buildings.

Ponte Giulio provides a range of products to satisfy the needs of the bathroom industry. The development of the company's product range over time has led to the creation of functional apparatus with more aesthetic appeal than other accessible bathroom products on the market.


Ponte Giulio is committed to creating inclusive living spaces by designing stylish bathrooms which improve quality of life for all whilst strictly complying with regulations.



www.pontegiulio.com

Durable Antibacterial Protection

Proven, permanent protection against bacteria and fungi



Bacteria

Escheriachia coli
Sterptococcus
Methicillin resistant - staphylococcus aureus
Methicillin resistant
Staphylococcus epidermidis
Legionella
Shigella
Salmonella
Klebsiella
listeria

Fungi

Aspergillus brasiliensin
Aspergilluys niger

BioCote® Silver Ion Technology

BioCote® is the leading provider of proven antimicrobial/antibacterial technology to companies around the globe. BioCote technology integrates antimicrobial protection into any surface or product, reducing microbes by up to 99.99%, making them more hygienic and defending the surface against degradation, odours and staining. The BioCote® range of antimicrobial additives can be added to any material during the production process including plastics and polymers, coatings and paints, textiles, metals and more. That is why many of the world's biggest brands partner with BioCote®. We have technologies and unique formulations based on Silver-ions, Zinc, Copper and organic active ingredients. All of our antimicrobial active ingredients have performance and quality in common.


For more information check at www.biocote.com

Grab rails



Maxima range	7
Urban People range	39
Polished Stainless steel range	71

Seats and stools




77

Sanitaryware




85

Bath accessories



87

Stud walls



96

General information



Hints on anthropometry	98
Bathroom configuration ideas	99
Wall fixing recommendations	102
Customer service	104
Flanges and fixing plates	105
Cleaning information	106
Alphabetical index	107

The Quality

The quality concept foresees the application of guiding values, which are designed to encourage the entire company to adopt a quality culture. Thanks to the implementation of strict manufacturing methods, Ponte Giulio has achieved the standards and certifications required within the European Community.



Certification	Finality
ISO 9001:2014	Company ability to achieve the quality objectives by improving performance and customer satisfaction.
ISO 13485	Certifies the Ponte Giulio product quality as Medical devices Class 1
CE	Ponte Giulio products are classified as Medical Devices in Class 1 complying with the European Directive 93/42 EWG
UNI EN 12182:2014	Certification of compliance with Technical Standards and tests in static strength

All Certificates are available on request.

The quality is also controlled and guaranteed by means of regular checks entrusted by Ponte Giulio to third parties.

Entity	Test	Result
TÜV Süd München	static resistance	Evaluation of physical load bearable by different products
	salt spray test	Product resistance to corrosion
	test in climatic chamber	Product resistance to thermal shock
	biocompatibility testing	Product tolerability for living organisms

Ponte Giulio strives to minimize the impact of its activities and the resources consumed during production or any other relevant operations. The company tries to make environmentally friendly choices as far as materials, production methods and supplier selection is concerned.

Ponte Giulio performs a scrupulous collection and adequate disposal of production waste in conformity of the Obligations fixed by the Directive 2002/06/EC.

The vinyl used in Ponte Giulio is free of environmental harmful heavy metals, such as lead, mercury or cadmium and from stabilizers and dyes dangerous for the environment.



Safety is ingrained throughout Ponte Giulio and particularly taken into consideration when developing a new item. Everyone puts a great deal of trust in our safety products and accessories, we want them to feel extremely satisfied and assured of the products high quality and proved functionality.




Ponte Giulio's priority has always been to minimise the health risks to people using its products by selecting raw materials containing no components which may be hazardous or dangerous to their health.

The Ponte Giulio safety supports are vinyl coated and this coating is enriched with silver ions (C), which create an active longlasting antimicrobial protection. Toxic heavy metals, harmful to the health, such as lead, mercury and cadmium are not contained in vinyl coating nor in the inside steel tube, used for the realisation of its safety supports (B).

Ponte Giulio uses non-carcinogenic vinyl plasticised with innovative substances and this may also be coloured by means of products not containing heavy metals hazardous for the environment (B) The products are biocompatible, therefore absolutely tolerable to living organisms (B).

Test	Result
Fire resistance	The vinyl coating used for the safety supports is self-extinguishing, as tested by the analyses on the flame resistance conducted according to the methodology UL94 which has demonstrated the belonging to the Class V0 and V1, according to the UNI8457.
System tightness according to the kind of installation	Finding the optimal fastening system in collaboration of Fischer Company. Tests were carried out for different types of products, taking into account the different wall characteristics.
Electrical insulation	From the verification of the sheath of Ponte Giulio supports it could be established that the support is offering an electrical insulation for voltages up to 6000V.
Static load	Checking the static load resistance to obtain warranty seal up to 150 kilos.



A) Copy of certificates are available on request.

B) Test reports are also available on requests.

C) Silver ions binds in the cells and once inside, the silver denaturates the enzymes necessary for energy production. Being the energy production blocked, the bacteria can not reproduce. In fact silver inhibits the growth of microorganisms and thus effectively contributes to good hygienic practise.



Maxima Range Features

The Maxima range is designed to fulfill the bathroom requirement of hospitals, senior residences, nursing homes, rehabilitation centers and hotels. This range has been developed to support the growing ageing population and to improve quality of life. It is elegant and discrete but safe and strong.



Materials

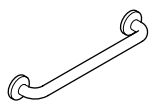
- Zinc plated steel
- Stainless steel AISI 304
- Vinyl and Nylon coating with antimicrobial technology based on silver ions

Main peculiarities

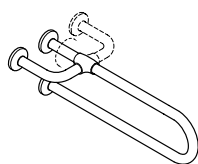
- active antimicrobial protection
- eco-friendly
- colour stability after long time use
- ultimate tensile strength
- resistance to wear
- low inflammability - classified UL 94
- fire high resistance and flame proof
- no deformation in case of moisture
- non-porous smooth and strong coating
- brilliant coating
- colour uniformity on total bar surface
- electrostatic charge free
- high skin tolerability and biocompatibility
- recyclable
- waste disposal according to the local specifications
- high resistance to standard cleaning articles and disinfectants



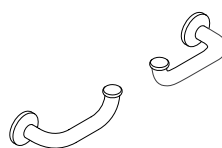
Basin area



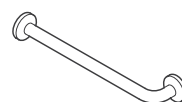
Safety grab rails
Page 10



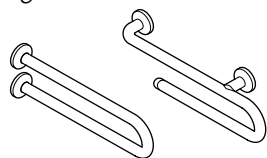
Safety side grab rails
Page 10



Safety handles
Page 11



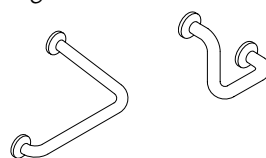
Grab rails for corner installation
Page 11



Towel holder safety grab rail
Page 12

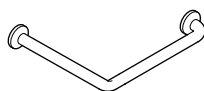


Safety corner grab rails
Page 13




Safety corner grab rails
Page 13

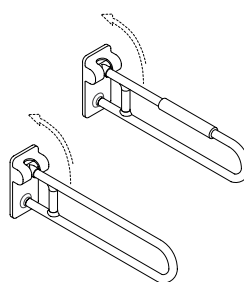
WC area



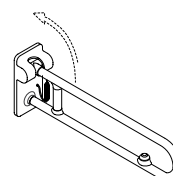
Safety corner grab rails
Page 14



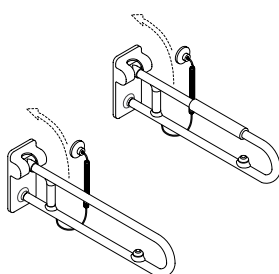
Safety corner grab rails
Page 15



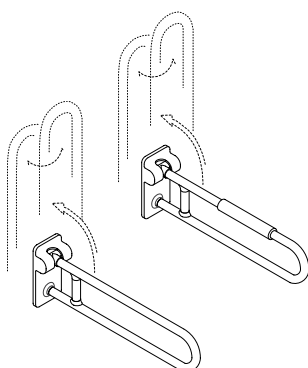
Safety folding grab rails
Page 16-17



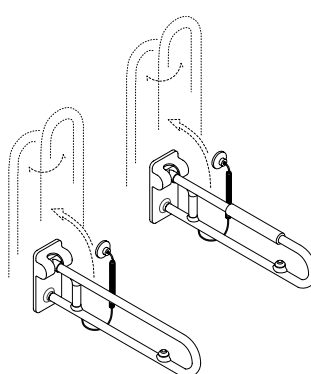
Safety folding grab rails with electric button
Page 16



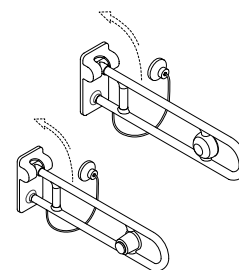
Safety folding grab rails with electric button
Pages 17-18



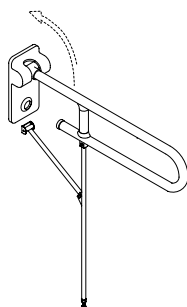
Safety folding side swivel grab rails
Pages 18-20



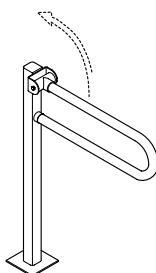
Safety folding side swivel grab rails with electric button
Pages 19-20



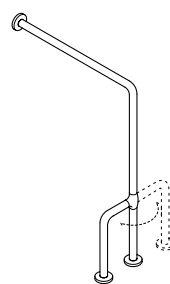
Safety folding grab rails with pneumatic button
Page 21



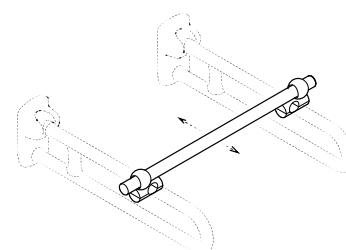
Safety folding grab rails with support legs
Page 21



Safety folding grab rails on pedestal
Page 22

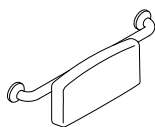


Wall and floor mounted safety grab rails
Page 22



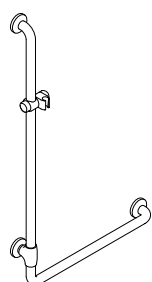
Containment rod
Page 23

WC area

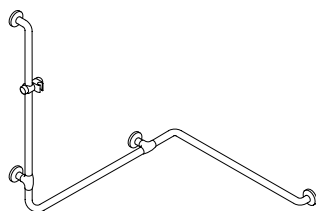


Back rest
Page 24


Shower area



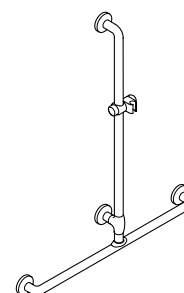
Safety corner grab rails with shower head holder
Page 25




Safety handrails with shower head rail and holder
Pages 25-26



Safety handrails with shower head rail and holder
Page 27-29



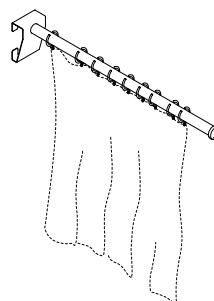
Safety grab rails with shower head holder
Page 29



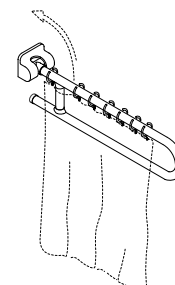
Safety corner shower handrails
Page 30



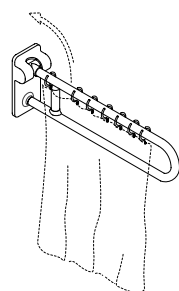
Safety grab rails with shower head rail and holder
Page 30



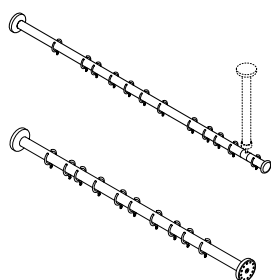
Shower curtain rod
Page 31



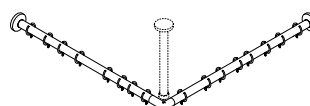
Safety folding grab rails and curtain rail
Page 32



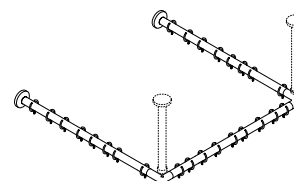
Safety folding grab rails and curtain rail
Page 32



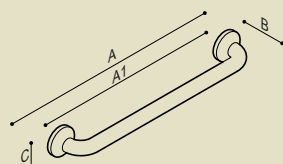

Straight shower curtain rod
Page 33



L-shaped shower curtain rod
Page 33



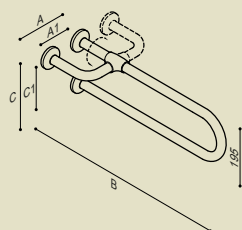

U-shaped shower curtain rod
Page 34



Straight safety grab rails

Maxima straight safety grab rail, Ø 33 mm with vinyl coating and zinc-plated steel internal tube. Antislip coating, no junctions. Active and long lasting antimicrobial protection based on silver ions. Wall fixing kit Ø 80 mm, in stainless steel with base plate, for wall protection, and external cover made of polyamide-6. Fixing screws included.

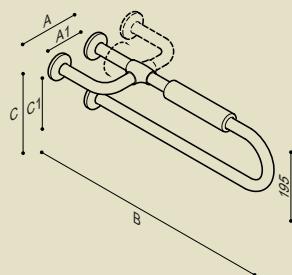

Code	Dimensions	
	[AxBxC] mm.	[A1] mm.
G40JAS01xx	300x100x80	220
G40JAS02xx	400x100x80	320
G40JAS03xx	500x100x80	420
G40JAS04xx	600x100x80	520
G40JAS05xx	700x100x80	620
G40JAS06xx	800x100x80	720
G40JAS07xx	900x100x80	820
G40JAS24xx	1000x100x80	920
G40JAS25xx	1100x100x80	1020



Side fixed safety support

Side safety grab rails Ø 33 mm with vinyl coating and zinc-plated steel internal tube. Active and long lasting antimicrobial protection based on silver ions. Wall track guaranteed by three wall fixing kit Ø 80 mm, in stainless steel with base plate, for wall protection, and external cover made of polyamide-6. Fixing screws included. Available colours as per colour card.

Code	Dimensions	
	[AxBxC] mm.	[A1xC1] mm.
G40JCS05xx	220x600x250	140x170
G40JCS07xx	220x700x250	140x170
G40JCS45xx	220x850x250	140x170

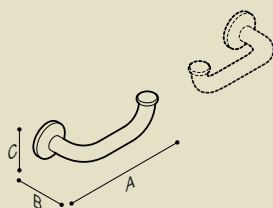


Side fixed safety support with arm rest

Side safety grab rail Ø 33 mm with vinyl coating and zinc-plated steel internal tube. Active and long lasting antimicrobial protection based on silver ions. Arm rest in white Ethylvinylacetat (EVA). Wall track guaranteed by three wall fixing kit Ø 80 mm, in stainless steel with base plate, for wall protection, and external cover made of polyamide-6. Fixing screws included.

Available colours as per colour card.

Code	Dimensions	
	[AxBxC] mm.	[A1xC1] mm.
G40JCS12xx	220x600x250	140x170
G40JCS13xx	220x700x250	140x170
G40JCS14xx	220x850x250	140x170



Couple of handle

Handles Ø 33 mm with vinyl coating and zinc-plated steel internal tube. Active and long lasting antimicrobial protection based on silver ions.

Conceived for installation above the basins to enable the person to grab for elevating from lower position.

Each handle is provided of a special wall fixing kit Ø 80 mm, in stainless steel with base plate, for wall protection, and external cover made of polyamide-6.

Fixing screws included.

Available colours as per colour card.

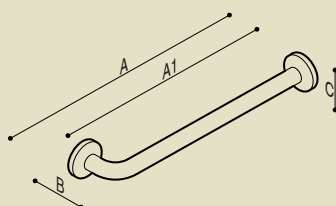
Code

Dimensions

[AxBxC] mm.

G40JES11xx

200x135x80



Straight safety grab rails with one 90° fixing flange

Straight safety grab rail with fixing flanges turned 90° one respect to the other. Body with Ø 33 mm made of vinyl coating and zinc-plated steel internal tube. Antislip coating, no junctions. Active and long lasting antimicrobial protection based on silver ions. Wall fixing kit Ø 80 mm, in stainless steel with base plate, for wall protection, and external cover made of polyamide-6. Fixing screws included.

Code

Dimensions

[AxBxC] mm.

[A1] mm.

G40JAS32xx

440x100x80

400

G40JAS33xx

540x100x80

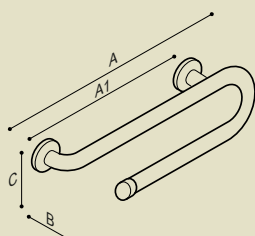

500

G40JAS34xx

640x100x80

600





Straight safety grab rails with additional towel arm
Maxima straight safety grab prolonged with an arm to be used as towel holder. Body Ø 33 mm made of vinyl coating and zinc-plated steel internal tube. Antislip coating, no junctions. Active and long lasting antimicrobial protection based on silver ions. Wall fixing kit Ø 80 mm, in stainless steel with base plate, for wall protection, and external cover made of polyamide-6. Fixing screws included.



Left handed

G40JEL02xx

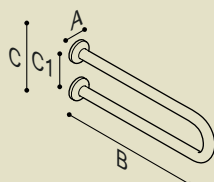
Dimensions [AxBxC] 560x100x180 mm



Right handed

G40JER02xx

Dimensions [AxBxC] 560x100x180 mm



U-shaped safety grab rail

U-shaped safety grab Ø 33 mm made of vinyl coating and zinc-plated steel internal tube. Antislip coating, no junctions. Active and long lasting antimicrobial protection based on silver ions.

Wall track guaranteed by two wall fixing kit Ø 80 mm, in stainless steel with base plate, for wall protection, and external cover made of polyamide-6. Fixing screws included.

Available colours as per colour card.

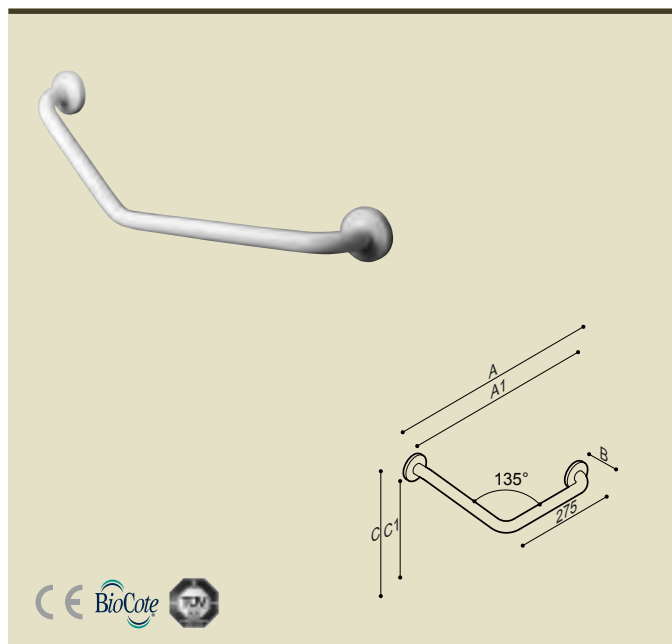
Code

Dimensions

[AxBxC] mm. [C1] mm.

G40JQS01xx 800x500x127 114





Safety corner grab rail 135°

Dimensions 300x400 mm. Grab rail Ø 33 mm with vinyl coating and zinc-plated steel internal tube. Antislip coating, no junctions. Active and long lasting antimicrobial protection based on silver ions. Wall clearance 50 mm. Wall fixing kit Ø 80 mm, in stainless steel with base plate, for wall protection, and external cover made of polyamide-6. Fixing screws included. Right and left as well as horizontal and vertical adjustment. Fit for installation in bath and toilet areas to enable the person to grab for elevating from lower position. TÜV certified for loading up to 150 kilos. Available colours as per colour card.



Left handed

G40JAL20xx

Dimensions [AxBxC] 700x100x295 mm



Right handed

G40JAR20xx

Dimensions [AxBxC] 700x100x295 mm



Safety corner grab rail 45°

Dimensions 300x400 mm. Grab rail Ø 33 mm with vinyl coating and zinc-plated steel internal tube. Antislip coating, no junctions. Active and long lasting antimicrobial protection based on silver ions. Wall clearance 50 mm. Wall fixing kit Ø 80 mm, in stainless steel with base plate, for wall protection, and external cover made of polyamide-6. Fixing screws included. Right and left as well as horizontal and vertical adjustment. Fit for installation in bath and toilet areas to enable the person to grab elevating from lower position. TÜV certified for loading up to 150 kilos. Available colours as per colour card.



Left handed

G40JAL26xx

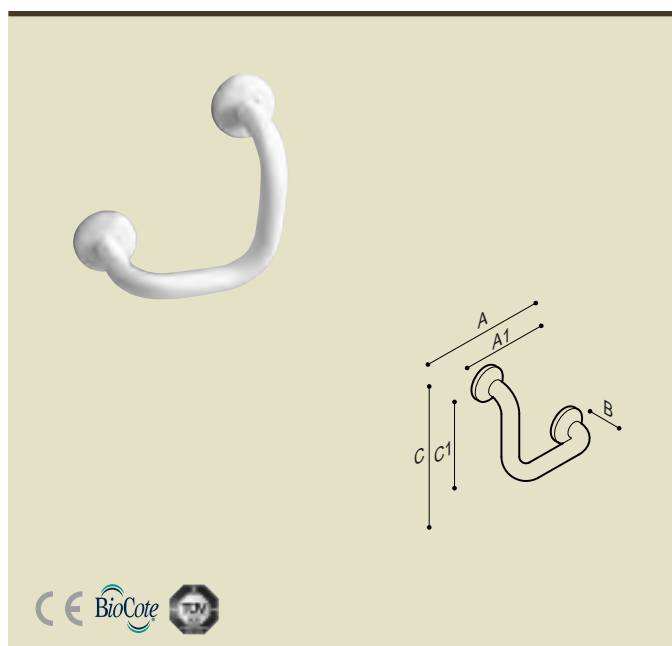
Dimensions [AxBxC] 417x100x335 mm



Right handed

G40JAR26xx

Dimensions [AxBxC] 417x100x335 mm



Safety corner grab rail 90°

Grab rail Ø 33 mm with vinyl coating and zinc-plated steel internal tube. Antislip coating, no junctions. Active and long lasting antimicrobial protection based on silver ions. Wall fixing kit Ø 80 mm, in stainless steel with base plate, for wall protection, and external cover made of polyamide-6. Fixing screws included. Left and right as well as horizontal and vertical adjustment. Fit for installation in bath and toilet areas to enable the person to grab elevating from lower position. TÜV certified for loading up to 150 kilos. Available colours as per colour card.

Code

Dimensions

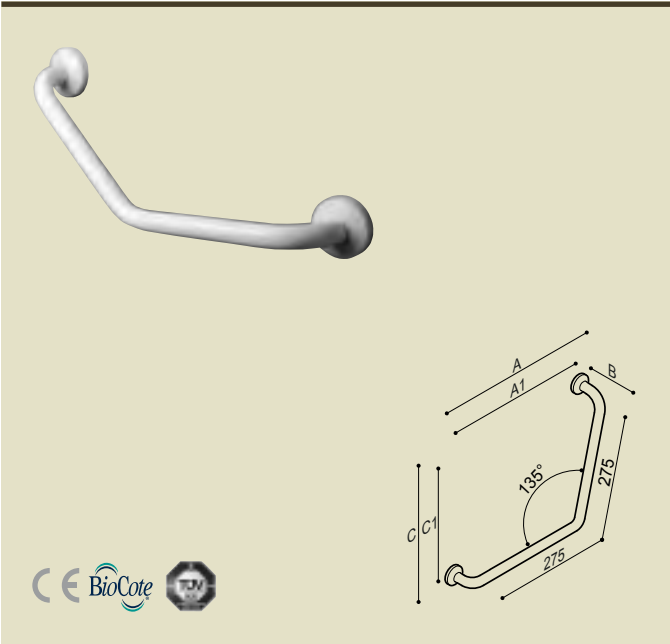
[AxBxC] mm.

[A1xC1] mm.

G40JAS22xx

280x100x280

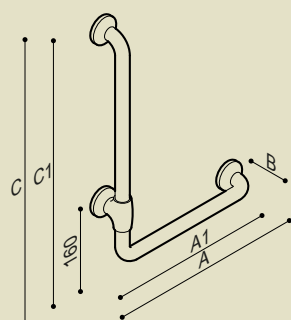
200x200



Safety corner grab rail 135°
Dimensions 215x275 mm. Grab rail Ø 33 mm with vinyl coating and zinc-plated steel internal tube. Antislip coating, no junctions. Active and long lasting antimicrobial protection based on silver ions. Wall clearance 50 mm. Wall fixing kit Ø 80 mm, in stainless steel with base plate, for wall protection, and external cover made of polyamide-6. Fixing screws included. Right and left as well as horizontal and vertical adjustment. Fit for installation in bath and toilet areas to enable the person to grab for elevating from lower position. TÜV certified for loading up to 150 kilos. Available colours as per colour card.

Code	Dimensions	
	[AxBxC] mm.	[A1xC1] mm.
G40JAS08xx	550x100x295	470x215





Safety corner grab rail 90°

Dimensions 270x580 mm. Grab rail Ø 33 mm with vinyl coating and zinc-plated steel internal tube. Antislip coating, no junctions. Active and long lasting antimicrobial protection based on silver ions. Wall clearance 50 mm. Wall fixing kit Ø 80 mm, in stainless steel with base plate, for wall protection, and external cover made of polyamide-6. Fixing screws included. Fit for installation in bath and toilet areas to enable the person to grab for standing and elevating from lower position. TUV certified for loading up to 150 kilos. Available colours as per colour card.



Left handed

G40JBL19xx

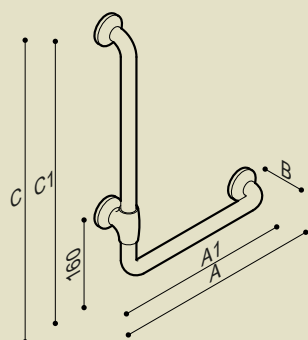
Dimensions [AxBxC] 270x580 mm



Right handed

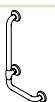
G40JBR19xx

Dimensions [AxBxC] 270x580 mm



Safety corner grab rail 90°

Dimensions 400x700 mm. Grab rail Ø 33 mm with vinyl coating and zinc-plated steel internal tube. Antislip coating, no junctions. Active and long lasting antimicrobial protection based on silver ions. Wall clearance 50 mm. Wall fixing kit Ø 80 mm, in stainless steel with base plate, for wall protection, and external cover made of polyamide-6. Fixing screws included. Fit for installation in bath and toilet areas to enable the person to grab for standing and elevating from lower position. TUV certified for loading up to 150 kilos. Available colours as per colour card.



Left handed

G40JBL21xx

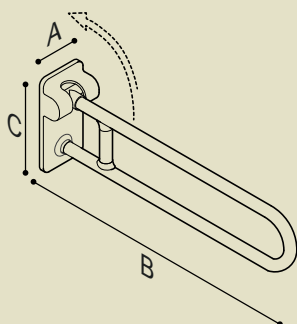

Dimensions [AxBxC] 400x700 mm



Right handed

G40JBR21xx

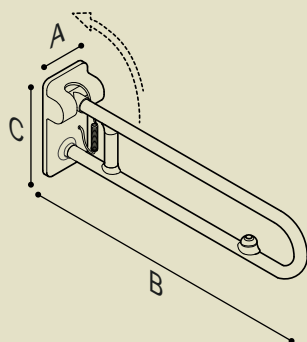

Dimensions [AxBxC] 400x700 mm



Safety folding grab rails

Safety folding grab rails with stepless braking system, upper and lower position folding. Grab rail Ø 33 mm with vinyl coating and zinc-plated steel internal tube. Antislip coating, no junctions. Active and long lasting antimicrobial protection based on silver ions. Concealed wall fixing plate in stainless steel with base plate made of polyamide for wall protection and polyamide cover. Wall fixing screws not included. Suitable fixing kit to be chosen considering wall type (special steel execution to be chosen). Loading in conformity with DIN 18040-1/2 norm. Available colours as per colour card.

Code	Dimensions [AxBxC] mm.
G40JCS09xx	140x600x290
G40JCS10xx	140x700x290
G40JCS47xx	140x850x290



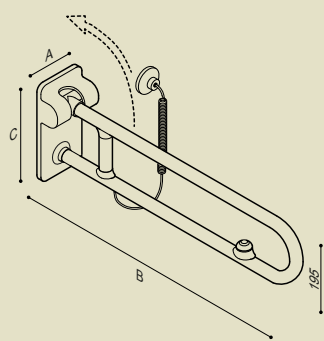
Safety folding grab rails with electric button

Safety folding grab rails, electric pulse, concealed electric cable, electric button, protection IP67, cable for control voltage up to 50 V. = SELV, PELV.

Grab rail Ø 33 mm with vinyl coating and zinc-plated steel internal tube. Antislip coating, no junctions. Active and long lasting antimicrobial protection based on silver ions. Adjustable stepless braking system, upper and lower position folding. Concealed wall fixing plate in stainless steel with base plate made of polyamide for wall protection and polyamide cover. Wall fixing screws not included. Suitable fixing kit to be chosen considering wall type (special steel execution to be chosen). Loading in conformity with DIN 18040-1/2 norm. Available colours as per colour card.

Green electric push button for WC flush control

Code	Dimensions [AxBxC] mm.
G40JCS66xx	140x700x290
G40JCS67xx	140x850x290

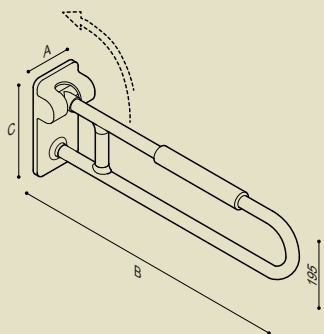



Safety folding grab rails with electric button

Safety folding grab rails, electric pulse button, protection IP67, cable for control voltage up to 50 V. = SELV, PELV. Grab rail Ø 33 mm with vinyl coating and zinc-plated steel internal tube. Antislip coating, no junctions. Active and long lasting antimicrobial protection based on silver ions. Adjustable stepless braking system, upper and lower position folding. Concealed wall fixing plate in stainless steel with base plate made of polyamide for wall protection and polyamide cover. Wall fixing screws not included. Suitable fixing kit to be chosen considering wall (special steel execution to be chosen). Loading in conformity with DIN 18040-1/2 norm. Available colours as per colour card.

Green electric push button for WC flush control

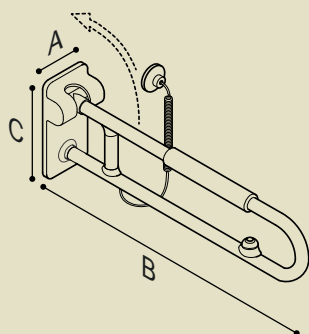
Code	Dimensions [AxBxC] mm.
G40JCS56xx	140x700x290
G40JCS57xx	140x850x290



Safety folding grab rails with arm rest

Safety folding grab rails with stepless braking system, upper and lower position folding. Arm rest in white Ethylenvinylacetat (EVA). Grab rail Ø 33 mm with vinyl coating and zinc-plated steel internal tube. Antislip coating, no junctions. Active and long lasting antimicrobial protection based on silver ions. Concealed wall fixing plate in stainless steel with base plate made of polyamide for wall protection and polyamide cover. Wall fixing screws not included. Suitable fixing kit to be chosen considering wall type (special steel execution to be chosen). Loading in conformity with DIN 18040-1/2 norm. Available colours as per colour card.

Code	Dimensions [AxBxC] mm.
G40JCS24xx	140x600x290
G40JCS25xx	140x700x290
G40JCS55xx	140x850x290



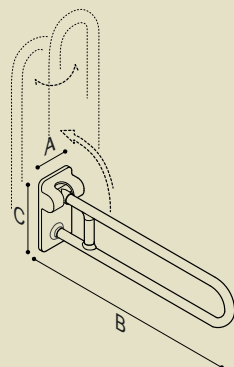

Safety folding grab rails with electric button and arm rest

Safety folding grab rails, electric pulse button, protection IP67, cable for control voltage up to 50 V. = SELV, PELV. Arm rest in white Ethylenvinylacetat (EVA).

Grab rail Ø 33 mm with vinyl coating and zinc-plated steel internal tube. Antislip coating, no junctions. Active and long lasting antimicrobial protection based on silver ions. Adjustable stepless braking system, upper and lower position folding. Concealed wall fixing plate in stainless steel with base plate made of polyamide for wall protection and polyamide cover. Wall fixing screws not included. Suitable fixing kit to be chosen considering wall (special steel execution to be chosen). Loading in conformity with DIN 18040-1/2 norm. Available colours as per colour card.

Green electric push button for WC flush control

Code	Dimensions [AxBxC] mm.
G40JCS63xx	140x700x290
G40JCS64xx	140x850x290

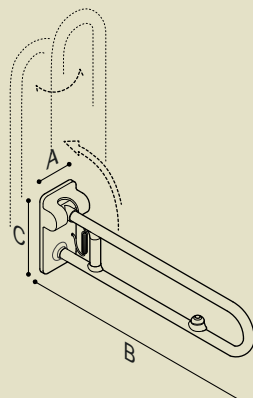



Safety folding side swivel grab rails

Safety folding grab rails with adjustable stepless braking system, upper and lower position folding, side swivel. Grab rail Ø 33 mm with vinyl coating and zinc-plated steel internal tube. Antislip coating, no junctions. Active and long lasting antimicrobial protection based on silver ions. Concealed wall fixing plate in stainless steel with base plate made of polyamide for wall protection and polyamide cover. Wall fixing screws not included. Suitable fixing kit to be chosen considering wall (special steel execution to be chosen).

Loading in conformity with DIN 18040-1/2 norm. Available colours as per colour card.

Code	Dimensions [AxBxC] mm.
G40JCS01xx	140x600x290
G40JCS03xx	140x700x290
G40JCS46xx	140x850x290

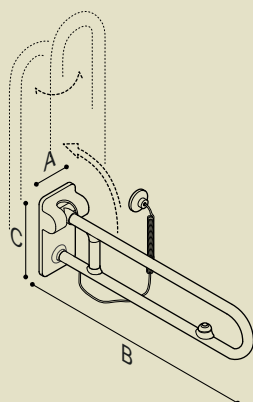


Safety folding side swivel grab rails with electric button

Safety folding grab rails with adjustable stepless braking system, upper and lower position folding, side swivel. Electric pulse, concealed electric cable, electric button, protection IP67, cable for control voltage up to 50 V. = SELV, PELV.. Grab rail Ø 33 mm with vinyl coating and zinc-plated steel internal tube. Antislip coating, no junctions. Active and long lasting antimicrobial protection based on silver ions. Concealed wall fixing plate in stainless steel with base plate made of polyamide for wall protection and polyamide cover. Wall fixing screws not included. Suitable fixing kit to be chosen considering wall (special steel execution to be chosen). Loading in conformity with DIN 18040-1/2 norm. Available colours as per colour card.

Green electric push button for WC flush control

Code	Dimensions [AxBxC] mm.
G40JCS68xx	140x700x290
G40JCS69xx	140x850x290

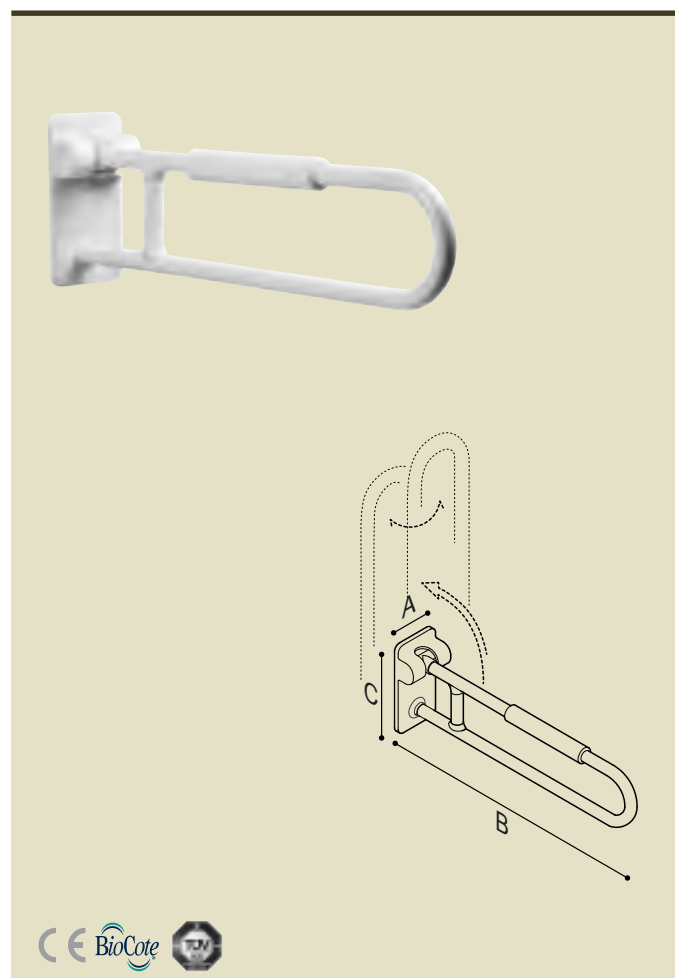


Safety folding side swivel grab rails with electric button

Safety folding grab rails with adjustable stepless braking system, upper and lower position folding, side swivel. Electric pulse button, protection IP67, cable for control voltage up to 50 V. = SELV, PELV.. Grab rail Ø 33 mm with vinyl coating and zinc-plated steel internal tube. Antislip coating, no junctions. Active and long lasting antimicrobial protection based on silver ions. Concealed wall fixing plate in stainless steel with base plate made of polyamide for wall protection and polyamide cover. Wall fixing screws not included. Suitable fixing kit to be chosen considering wall (special steel execution to be chosen). Loading in conformity with DIN 18040-1/2 norm. Available colours as per colour card.

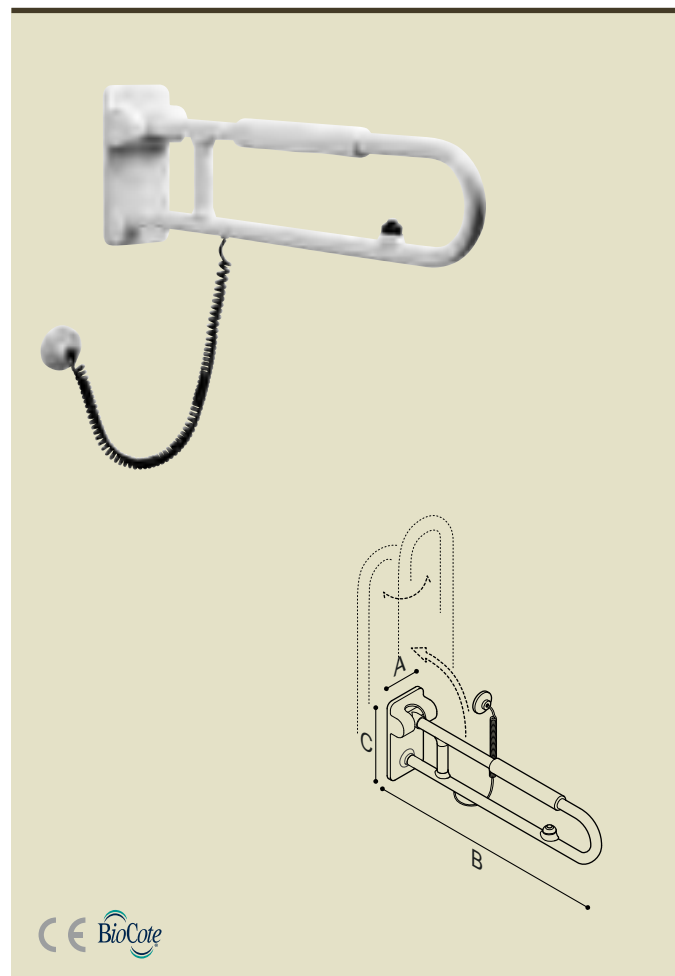
Green electric push button for WC flush control

Code	Dimensions [AxBxC] mm.
G40JCS59xx	140x700x290
G40JCS60xx	140x850x290



Safety folding side swivel grab rails with arm rest
 Safety folding grab rails with adjustable stepless braking system, upper and lower position folding, side swivel. Arm rest in white Ethylenvinylacetat (EVA). Grab rail Ø 33 mm with vinyl coating and zinc-plated steel internal tube. Antislip coating, no junctions. Active and long lasting antimicrobial protection based on silver ions. Concealed wall fixing plate in stainless steel with base plate made of polyamide for wall protection and polyamide cover. Wall fixing screws not included. Suitable fixing kit to be chosen considering wall (special steel execution to be chosen). Loading in conformity with DIN 18040-1/2 norm. Available colours as per colour card.

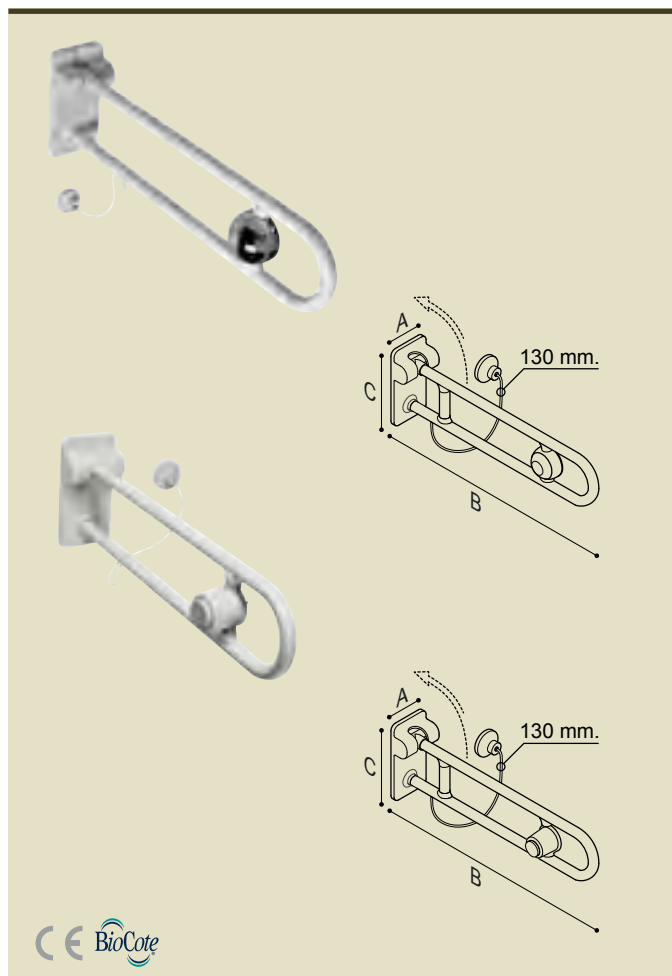
Code	Dimensions [AxBxC] mm.
G40JCS06xx	140x600x290
G40JCS08xx	140x700x290
G40JCS11xx	140x850x290



Safety folding side swivel grab rails with electric button and arm rest
 Safety folding grab rails with adjustable stepless braking system, upper and lower position folding, side swivel. Arm rest in white Ethylenvinylacetat (EVA). Electric pulse button, protection IP67, cable for control voltage up to 50 V. = SELV, PELV.. Grab rail Ø 33 mm with vinyl coating and zinc-plated steel internal tube. Antislip coating, no junctions. Active and long lasting antimicrobial protection based on silver ions. Concealed wall fixing plate in stainless steel with base plate made of polyamide for wall protection and polyamide cover. Wall fixing screws not included. Suitable fixing kit to be chosen considering wall (special steel execution to be chosen). Loading in conformity with DIN 18040-1/2 norm. Available colours as per colour card.

Green electric push button for WC flush control

Code	Dimensions [AxBxC] mm.
G40JCS41xx	140x700x290
G40JCS42xx	140x850x290

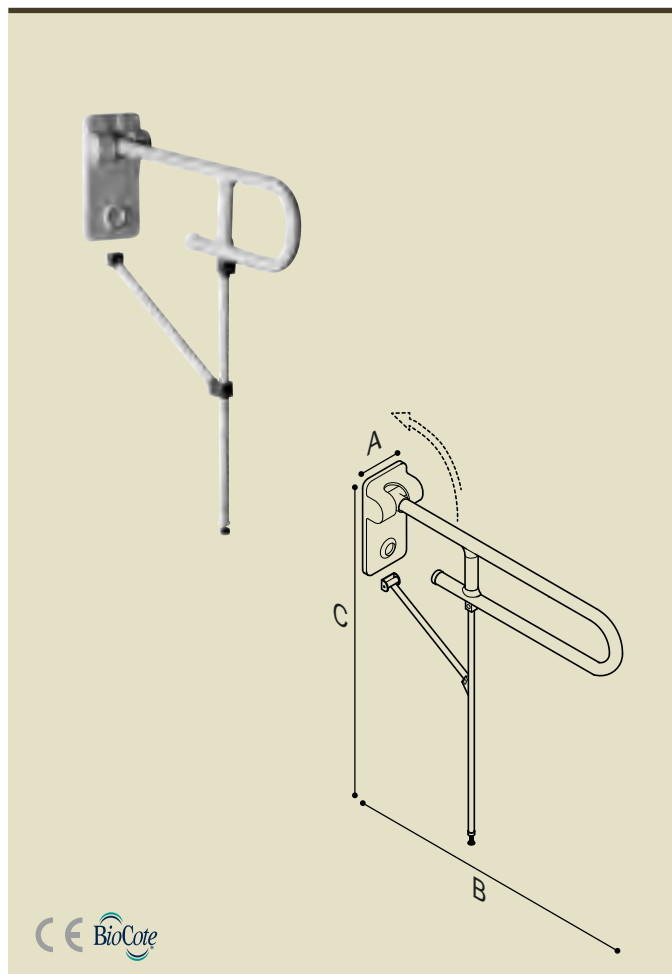


Safety folding grab rails with pneumatic system

Safety folding grab rails with pneumatic system suitable for Geberit cisterns (cylindrical button) or Oliver cistern (round button). Arm length 850 mm with adjustable stepless braking system, upper and lower position folding. Grab rail Ø 33 mm with vinyl coating and zinc-plated steel internal tube. Antislip coating, no junctions. Active and long lasting antimicrobial protection based on silver ions. Concealed wall fixing plate in stainless steel with base plate made of polyamide for wall protection and polyamide cover. Wall fixing screws not included. Suitable fixing kit to be chosen considering wall (special steel execution to be chosen). Loading in conformity with DIN 18040-1/2 norm. Available colours as per colour card.

On the pictures the pneumatic button appears at the left of WC-bowl in seated position. When ordering please always indicate if left or right assembling required.

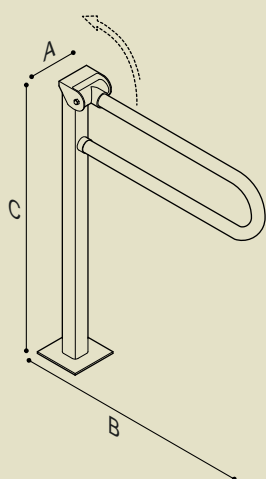
Code	Dimensions [AxBxC] mm.	Cistern
G40JCS44xx	140x700x290	Oliver
G40JCS50xx	140x850x290	Geberit



Safety folding grab rails with floor and wall support legs

Safety folding grab rails with stepless braking system, upper and lower position folding. Grab rail Ø 33 mm with vinyl coating and zinc-plated steel internal tube. Antislip coating, no junctions. Active and long lasting antimicrobial protection based on silver ions. Concealed wall fixing plate in stainless steel with base plate made of polyamide for wall protection and polyamide cover. Folding support legs Ø 22 mm with vinyl coating and zinc-plated steel internal tube. Wall fixing screws not included. Suitable fixing kit to be chosen considering wall type (special steel execution to be chosen). Loading in conformity with DIN 18040-1/2 norm. Available colours as per colour card.

Code	Dimensions [AxBxC] mm.
G40JCS18xx	140x600x290
G40JCS19xx	140x700x290
G40JCS20xx	140x850x290



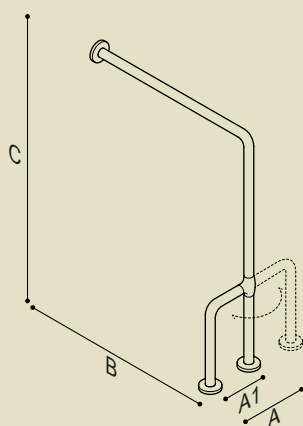
Safety folding grab rail on floor mounted pedestal

Safety folding grab rail on floor mounted pedestal. The grab rail is connected to the floor column by means of a steel plate. Grab rail Ø 33 mm with vinyl coating and zinc-plated steel internal tube. Antislip coating, no junctions. Active and long lasting antimicrobial protection based on silver ions. The floor pedestal of 800 mm height, 50 x 50 mm is in galvanized steel, powder coated. The assembling to the floor is by means of a floor plate 130 mm x 130 mm. Fixing screws are not included. Available colours for grab rail as per colour card, while the floor pedestal is available in white colour only.

Code	Dimensions [AxBxC] mm.
------	---------------------------

G01JCS52	130x690x840
-----------------	-------------

G01JCS53	130x890x840
-----------------	-------------



Wall-to-floor safety grab rail

Wall-to-floor safety grab rails with additional arm to reinforce the strength. Body with Ø 33 mm made of vinyl coating and zinc-plated steel internal tube. Antislip coating, no junctions. Active and long lasting antimicrobial protection based on silver ions. Wall and floor fixing kit Ø 80 mm, in stainless steel with base plate, for wall protection, and external cover made of polyamide-6. Fixing screws included.

Code	Dimensions [AxBxC] mm.
------	---------------------------

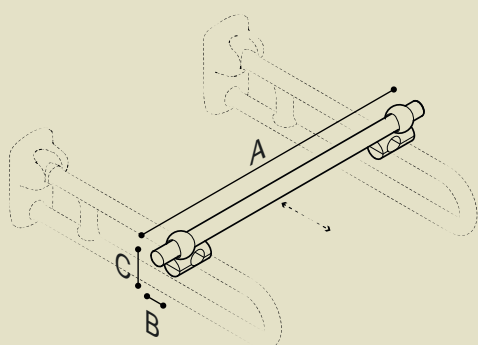
G40JCS39xx	225x800x780
-------------------	-------------



Containment rod for installation on folding grab rails

The rod, with a length of 900 mm., has an aluminium core with polyamide coating having active and long lasting antimicrobial protection based on silver ions. Arm rest in white Ethylenvinylacetat (EVA).

Anchoring to the supports it is ensured by two elements, one ball-shaped, easily adaptable and removable housed on the rail. A second element fixed on either folding rails, allowing an agile and practical installation. The elements are made of polyoxymethylene (POM), brandname "delrin" (Dupont company).



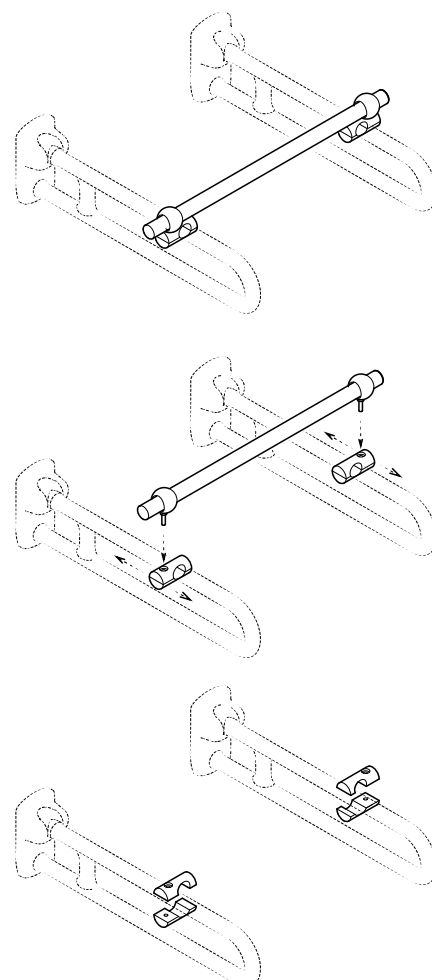
Code

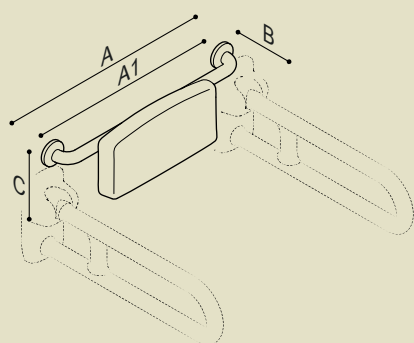
Dimensions

[AxBxC] mm.

G31UJS02

900x50x95



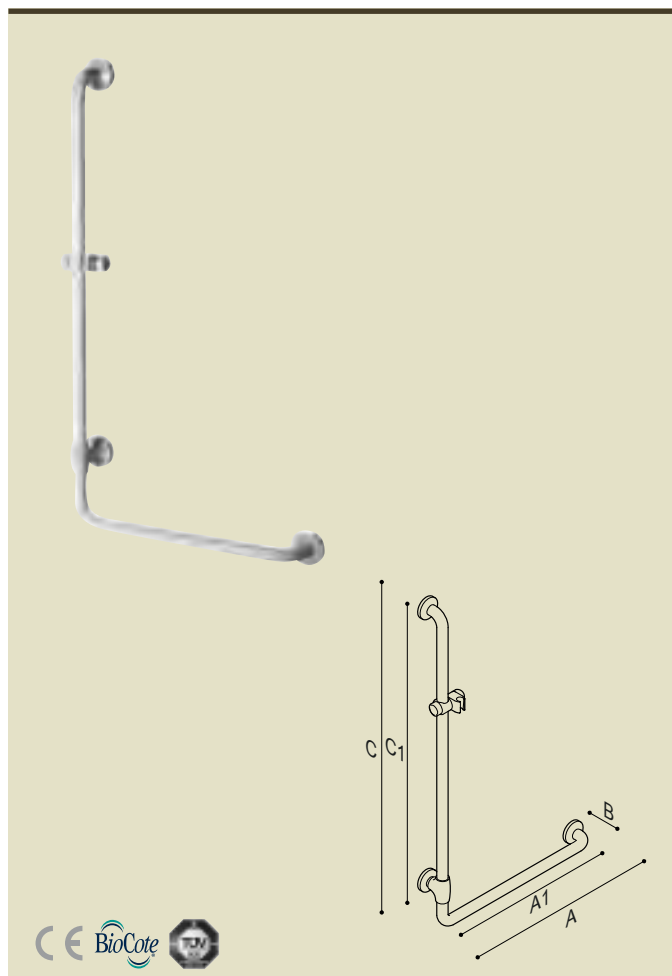


Back rest

Back rest with total length 700 mm. The two fixing kits are assembled below the folding grab rail plates, in centered position. The rest part is realized in black PUR material 400 mm large and 220 mm high, having wall clearance 150 mm. The rail is in zinc-plated steel with polyamide coating having active and long lasting antimicrobial protection based on silver ions. Wall fixing kit included. This article is manufactured in conformity of DIN 18040-1/2 norm. Available colours as per colour card.



Code	Dimensions	
	[AxBxC] mm.	[A1] mm.
G27JDS29xx	700x150x220	628

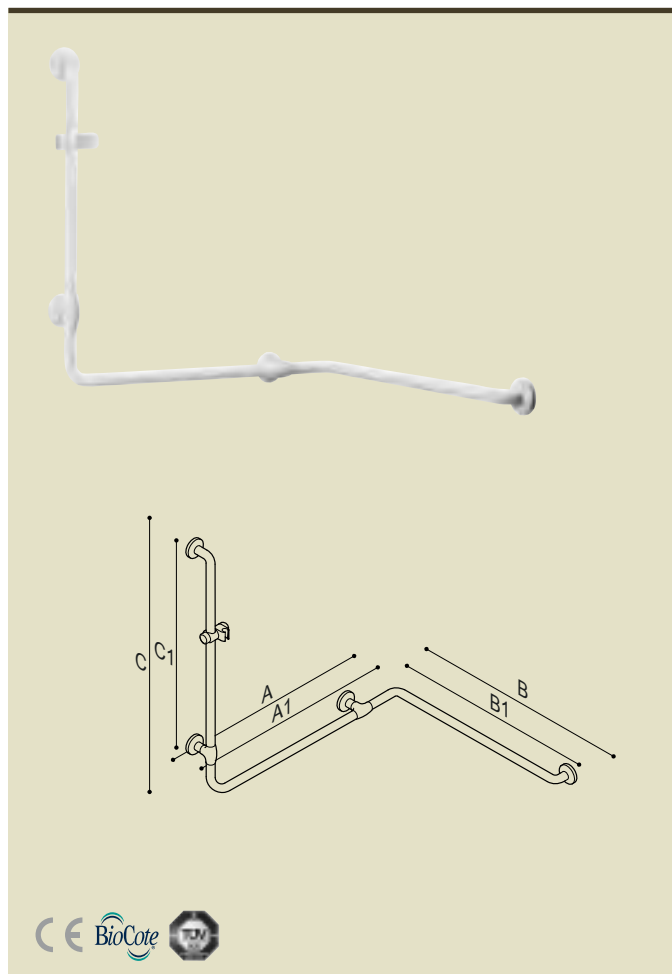




Safety grab rail with 90° corner

Dimensions 1200x580 mm. Grab rail Ø 33 mm made of vinyl coating and zinc-plated steel internal tube. Antislip coating, no junctions. Active and long lasting antimicrobial protection based on silver ions. Wall clearance 50 mm. Wall fixing kit Ø 80 mm, in stainless steel with base plate, for wall protection, and external cover made of polyamide-6. Fixing screws included. Fit for installation in bath and shower areas to enable the person to grab for standing and elevating from lower position. Equipped with adjustable shower head holder. TÜV certified for loading up to 150 kilos. Available colours as per colour card.

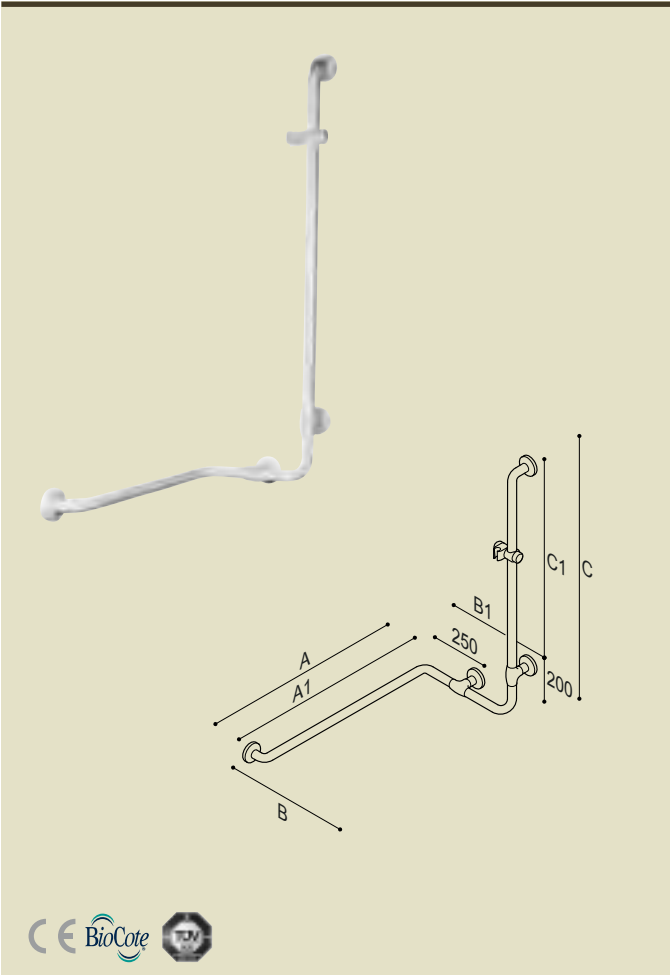
	<i>Left handed</i>	G40JOL01xx
	Dimensions [AxBxC] 660x100x1200 mm	
	<i>Right handed</i>	G40JOR01xx
	Dimensions [AxBxC] 660x100x1200 mm	



Safety handrail for corner with vertical arm at one end

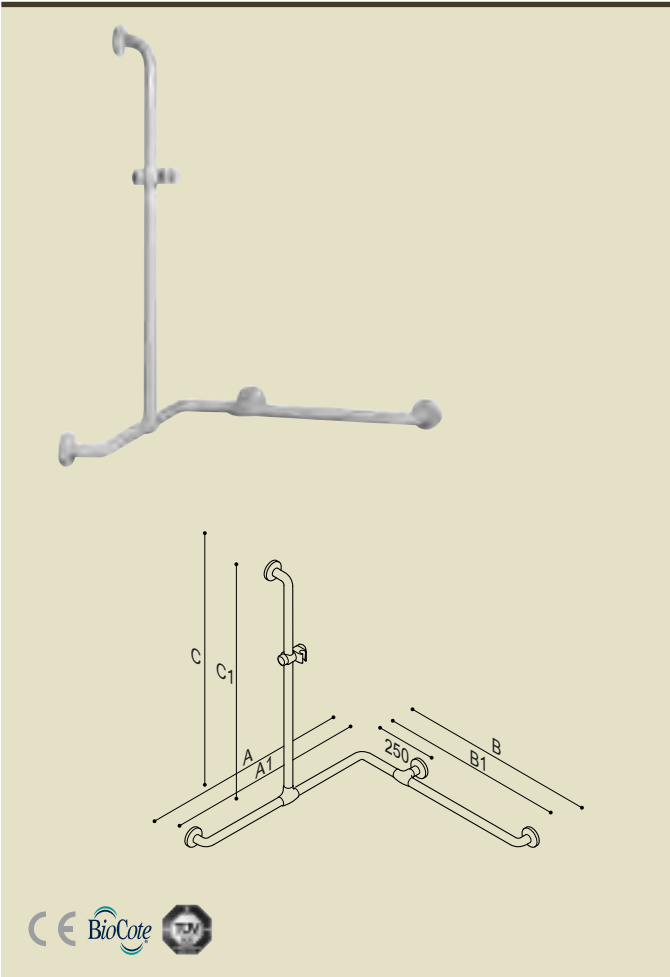
Grab rail Ø 33 mm made of vinyl coating and zinc-plated steel internal tube. Antislip coating, no junctions. Active and long lasting antimicrobial protection based on silver ions. Wall clearance 50 mm. Wall fixing kit Ø 80 mm, in stainless steel with base plate, for wall protection, and external cover made of polyamide-6. Fixing screws included. Fit for installation in bath and shower areas to enable the person to grab for standing and elevating from lower position. Equipped with adjustable shower head holder. Left or right assembling. TÜV certified for loading up to 150 kilos. Available colours as per colour card.

Code	Dimensions	
	[AxBxC] mm.	[A1xB1xC1] mm.
G40JOS06xx	760x760x1200	720x720x1120



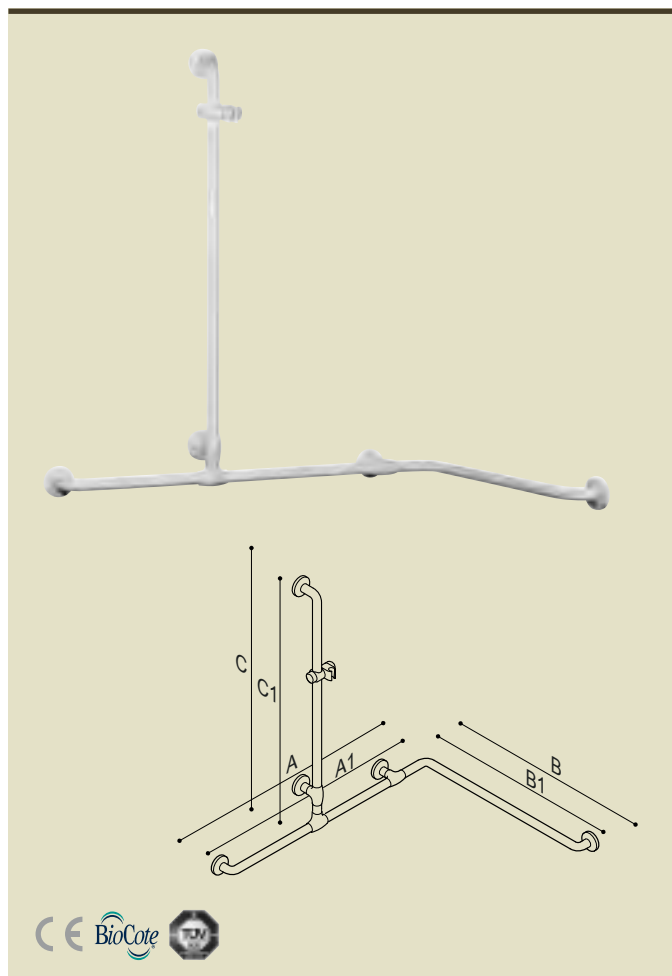
Safety handrail for corner with vertical arm at one end
Grab rail Ø 33 mm made of vinyl coating and zinc-plated steel internal tube. Antislip coating, no junctions. Active and long lasting antimicrobial protection based on silver ions. Wall clearance 50 mm. Wall fixing kit Ø 80 mm, in stainless steel with base plate, for wall protection, and external cover made of polyamide-6. Fixing screws included. Fit for installation in bath and shower areas to enable the person to grab for standing and elevating from lower position. Equipped with adjustable shower head holder. Left or right assembling. TÜV certified for loading up to 150 kilos. Available colours as per colour card.

Code	Dimensions	
	[AxBxC] mm.	[A1xB1xC1] mm.
G40JOS09xx	760x440x1200	720x720x1120



Safety handrail for corner with vertical arm
Grab rail Ø 33 mm made of vinyl coating and zinc-plated steel internal tube. Antislip coating, no junctions. Active and long lasting antimicrobial protection based on silver ions. Wall clearance 50 mm. Wall fixing kit Ø 80 mm, in stainless steel with base plate, for wall protection, and external cover made of polyamide-6. Fixing screws included. Fit for installation in bath and shower areas to enable the person to grab for standing and elevating from lower position. Equipped with adjustable shower head holder. Left or right assembling. TÜV certified for loading up to 150 kilos. Available colours as per colour card.

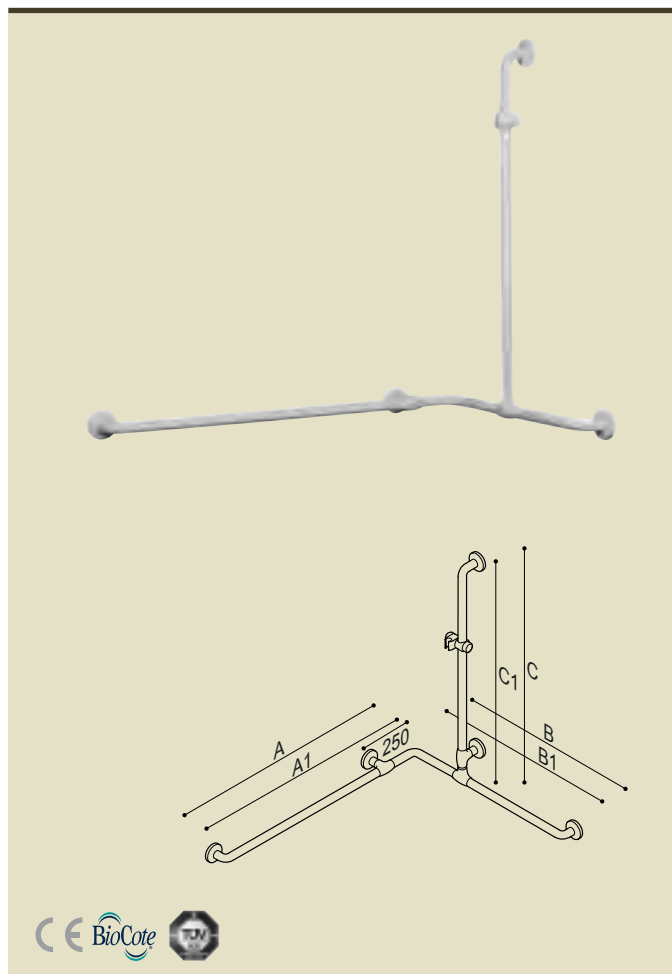
Code	Dimensions	
	[AxBxC] mm.	[A1xB1xC1] mm.
G40JOS04xx	760x760x1200	720x720x1120



Safety handrail for corner with vertical arm

Grab rail Ø 33 mm made of vinyl coating and zinc-plated steel internal tube. Antislip coating, no junctions. Active and long lasting antimicrobial protection based on silver ions. Wall clearance 50 mm. Wall fixing kit Ø 80 mm, in stainless steel with base plate, for wall protection, and external cover made of polyamide-6. Fixing screws included. Fit for installation in bath and shower areas to enable the person to grab for standing and elevating from lower position. Equipped with adjustable shower head holder. Left or right assembling. TÜV certified for loading up to 150 kilos. Available colours as per colour card.

Code	Dimensions	
	[AxBxC] mm.	[A1xB1xC1] mm.
G40JOS05xx	1200x760x1200	1160x720x1120

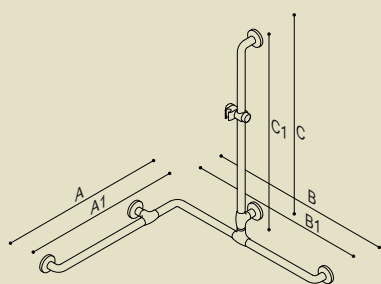


Safety handrail for corner with vertical arm

Grab rail Ø 33 mm made of vinyl coating and zinc-plated steel internal tube. Antislip coating, no junctions. Active and long lasting antimicrobial protection based on silver ions. Wall clearance 50 mm. Wall fixing kit Ø 80 mm, in stainless steel with base plate, for wall protection, and external cover made of polyamide-6. Fixing screws included. Fit for installation in bath and shower areas to enable the person to grab for standing and elevating from lower position. Equipped with adjustable shower head holder. Left or right assembling. TÜV certified for loading up to 150 kilos. Available colours as per colour card.

Code	Dimensions	
	[AxBxC] mm.	[A1xB1xC1] mm.
G40JOS07xx	1200x760x1200	1160x720x1120

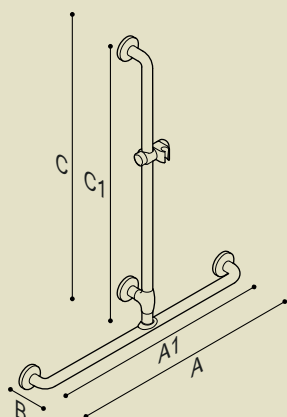





Safety handrail for corner with vertical arm

Grab rail Ø 33 mm made of vinyl coating and zinc-plated steel internal tube. Antislip coating, no junctions. Active and long lasting antimicrobial protection based on silver ions. Wall clearance 50 mm. Wall fixing kit Ø 80 mm, in stainless steel with vinyl coated cover, base plate made of polyamide for wall protection with base plate, for wall protection, and external cover made of polyamide-6. Fixing screws included. Fit for installation in bath and shower areas to enable the person to grab for standing and elevating from lower position. Equipped with adjustable shower head holder. Left or right assembling. TÜV certified for loading up to 150 kilos. Available colours as per colour card.

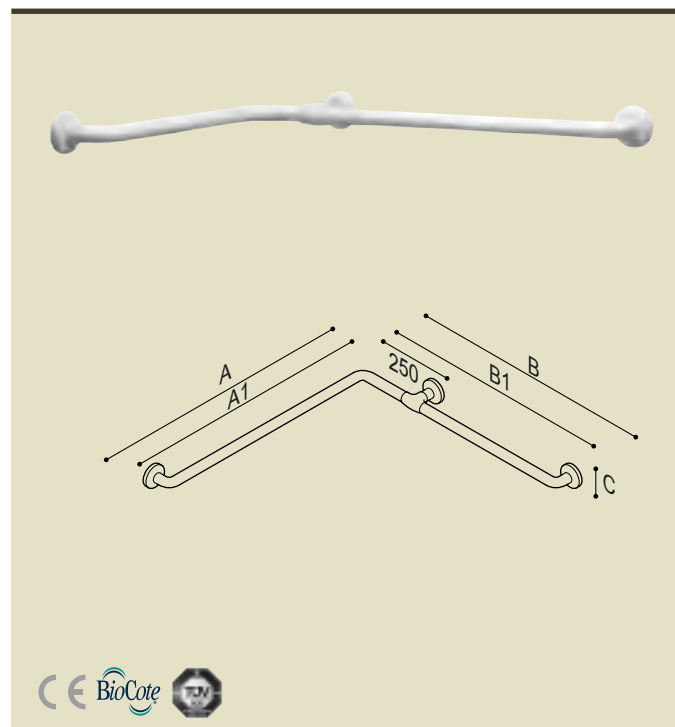
Code	Dimensions	
	[AxBxC] mm.	[A1xB1xC1] mm.
G40JOS08xx	1000x1000x1200	960x960x1160



T-shaped safety grab rail

Grab rail Ø 33 mm made of vinyl coating and zinc-plated steel internal tube. Antislip coating, no junctions. Active and long lasting antimicrobial protection based on silver ions. Wall clearance 50 mm. Wall fixing kit Ø 80 mm, in stainless steel with base plate, for wall protection, and external cover made of polyamide-6. Fixing screws included. Fit for installation in bath and shower areas to enable the person to grab for standing and elevating from lower position. Equipped with adjustable shower head holder. Left or right assembling. TÜV certified for loading up to 150 kilos. Available colours as per colour card.

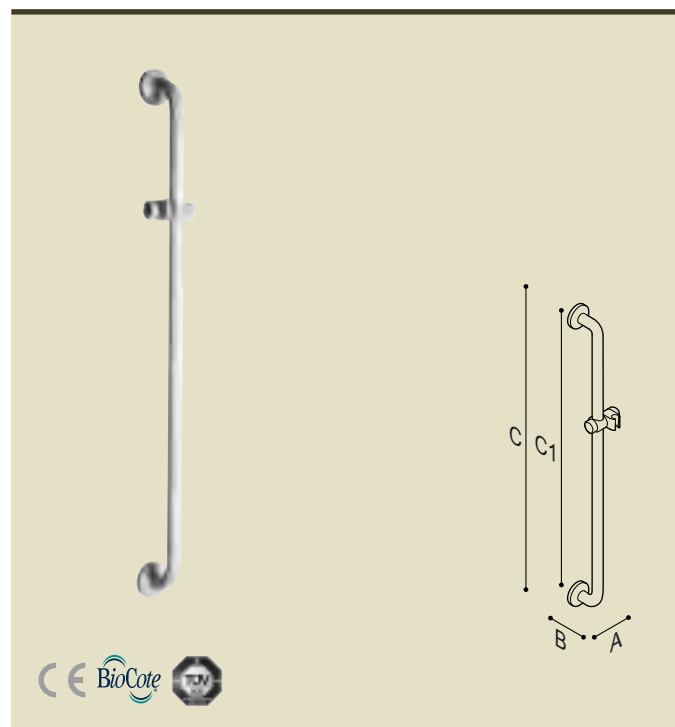
Code	Dimensions	
	[AxBxC] mm.	[A1xC1] mm.
G40JBS16xx	1240x100x1200	1160x1120



Safety handrail for corner installation

Grab rail Ø 33 mm made of vinyl coating and zinc-plated steel internal tube. Antislip coating, no junctions. Active and long lasting antimicrobial protection based on silver ions. Wall clearance 50 mm. Wall fixing kit Ø 80 mm, in stainless steel with base plate, for wall protection, and external cover made of polyamide-6. Fixing screws included. Fit for installation in bath and shower areas to enable the person to grab for standing and elevating from lower position. Left or right assembling. This article is manufactured in conformity of DIN 18040-1/2 norm. Available colours as per colour card.

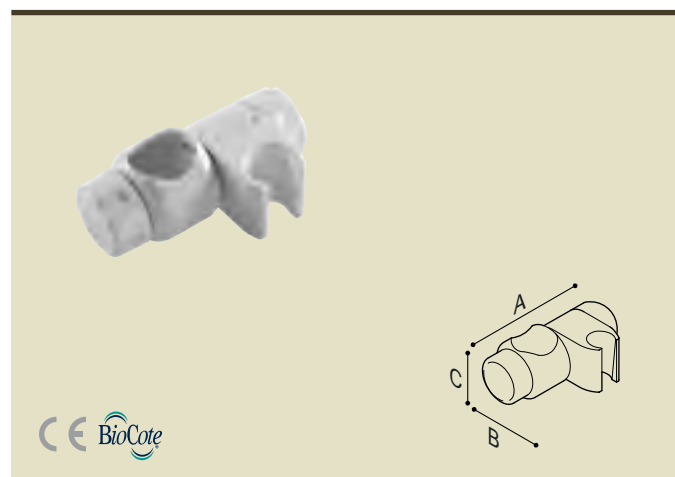
Code	Dimensions	
	[AxBxC] mm.	[A1xB1] mm.
G40JBS02xx	760x760x80	720x720
G40JBS03xx	960x960x80	920x920



Vertical shower rail

Grab rail Ø 33 mm made of vinyl coating and zinc-plated steel internal tube. Antislip coating, no junctions. Active and long lasting antimicrobial protection based on silver ions. Wall clearance 50 mm. Wall fixing kit Ø 80 mm, in stainless steel with base plate, for wall protection, and external cover made of polyamide-6. Fixing screws included. Fit for installation in bath and shower areas to enable the person to grab for standing and elevating from lower position. Equipped with adjustable shower head holder. TÜV certified for loading up to 150 kilos. Available colours as per colour card.

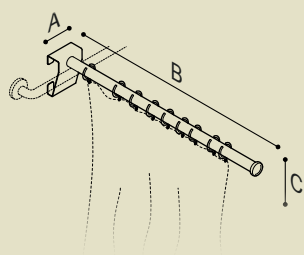
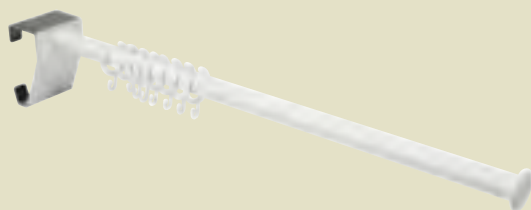
Code	Dimensions	
	[AxBxC] mm.	[C1] mm.
G40JOS13xx	80x100x800	720
G40JOS14xx	80x100x1000	920
G40JOS01xx	80x100x1200	1120



Shower head holder

Adjustable shower head holder. Expandable and fit for shower rail and handrails of Maxima range. Easy upper and lower stepless adjustment. Available colours as per colour card.

Code	Dimensions	
	[AxBxC] mm.	
Y87JOS02xx	117x78,5x44	



Removable shower splash guard rod

Maxima shower splash guard rod. Wall fixing plate in stainless steel. Rod with internal aluminium tube, polyamide coated, complete with 9 shower curtain rings in polyoxymethylene (POM).

This rod cannot be used as grab support.

Code

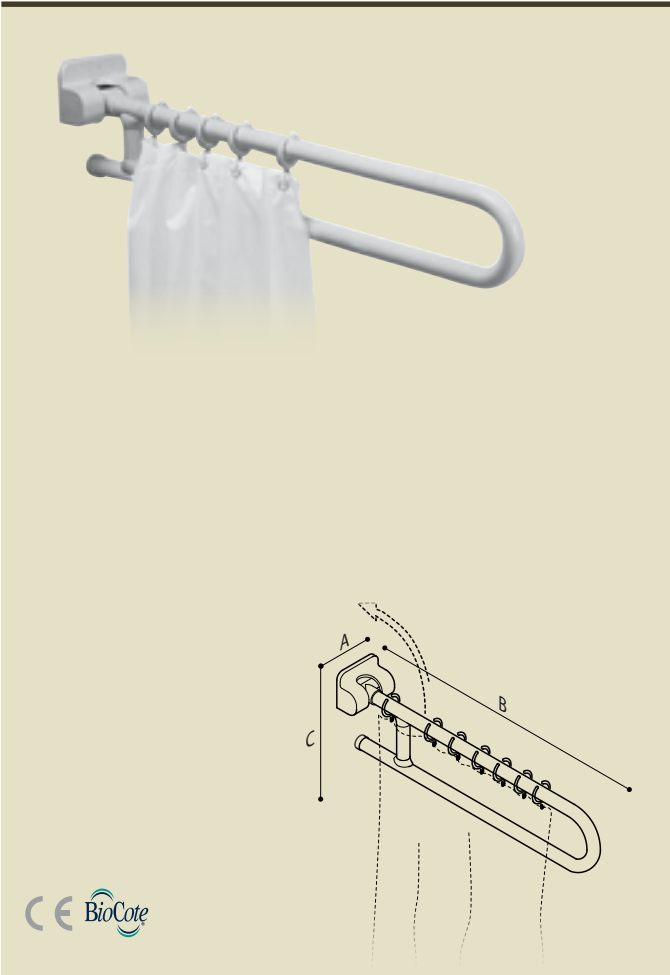
Dimensions

[AxBxC] mm.

G40JCS80xx

100x850x145

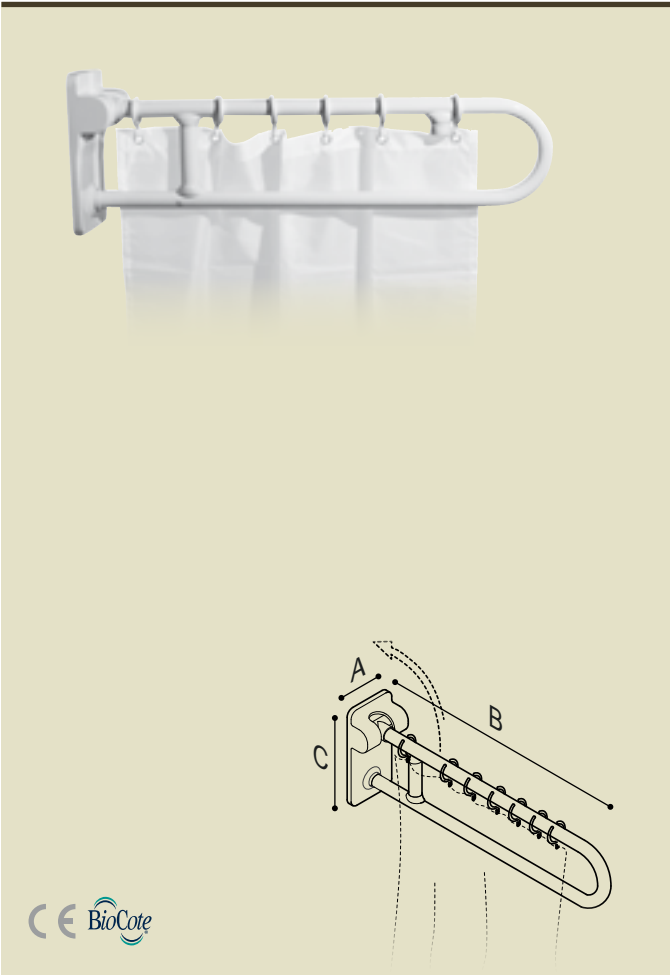




Folding shower splash guard grab rail

Folding shower splash guard grab rail, having dimension 900 mm, with stepless braking system, upper and lower position folding. Also suitable to be used as support for standing or elevating from a lower position. Grab rail Ø 33 mm with vinyl coating and zinc-plated steel internal tube. Antislip coating, no junctions. Active and long lasting antimicrobial protection based on silver ions. Concealed wall fixing plate in stainless steel with base plate made of polyamide for wall protection and polyamide cover. Wall fixing screws not included. Suitable fixing kit to be chosen considering wall (special steel execution to be chosen). Loading in conformity with DIN 18040-1/2 norm. Available colours as per colour card. Shower curtain rings in polyoxymethylene (POM) included.

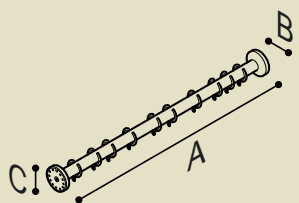
Code	Dimensions	Rings
	[AxBxC] mm.	
G40JCS23xx	135x900x202	6



Folding shower splash guard grab rail

Folding shower splash guard grab rail, having dimension 850 mm, with stepless braking system, upper and lower position folding. Also suitable to be used as support for standing or elevating from a lower position. Grab rail Ø 33 mm with vinyl coating and zinc-plated steel internal tube. Antislip coating, no junctions. Active and long lasting antimicrobial protection based on silver ions. Concealed wall fixing plate in stainless steel with base plate made of polyamide for wall protection and polyamide cover. Wall fixing screws not included. Suitable fixing kit to be chosen considering wall (special steel execution to be chosen). Loading in conformity with DIN 18040-1/2 norm. Available colours as per colour card. Shower curtain rings in polyoxymethylene (POM) included.

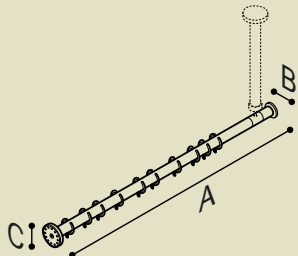
Code	Dimensions	Rings
	[AxBxC] mm.	
G40JCS33xx	143x850x290	6



Shower curtain rods

Maxima shower curtain rods with polyamide coated rail Ø 33 mm having internal aluminium tube. Wall fixing kit Ø 72 mm in steel with cover flange. The rod can be shortened when assembling it. Equipped with POM curtain rings. Steel screws and bolts included. Available colours as per colour card.

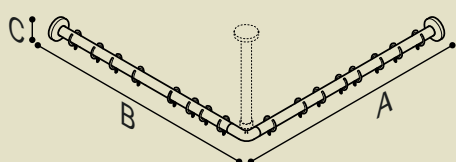

Code	Dimensions [AxBxC] mm.	Rings
G40JRS02xx	900x80x80	9
G40JRS03xx	1000x80x80	10
G40JRS04xx	1100x80x80	11
G40JRS05xx	1200x80x80	12
G40JRS06xx	1300x80x80	13
G40JRS07xx	1500x80x80	15
G40JRS08xx	1600x80x80	16
G40JRS09xx	1700x80x80	17



Straight shower curtain rods

Maxima shower curtain rods with polyamide coated rail Ø 33 mm having internal aluminium tube, suitable to be used as room partition. 1200 mm length. Fixing kit Ø 72 mm in steel with cover flange from one side and cover cap on the other one. The rod can be shortened when assembling it. Expandable by means of ceiling junctions to be selected from the same Series. Equipped with POM curtain rings. Fixing screws and bolts included. Available colours as per colour card.

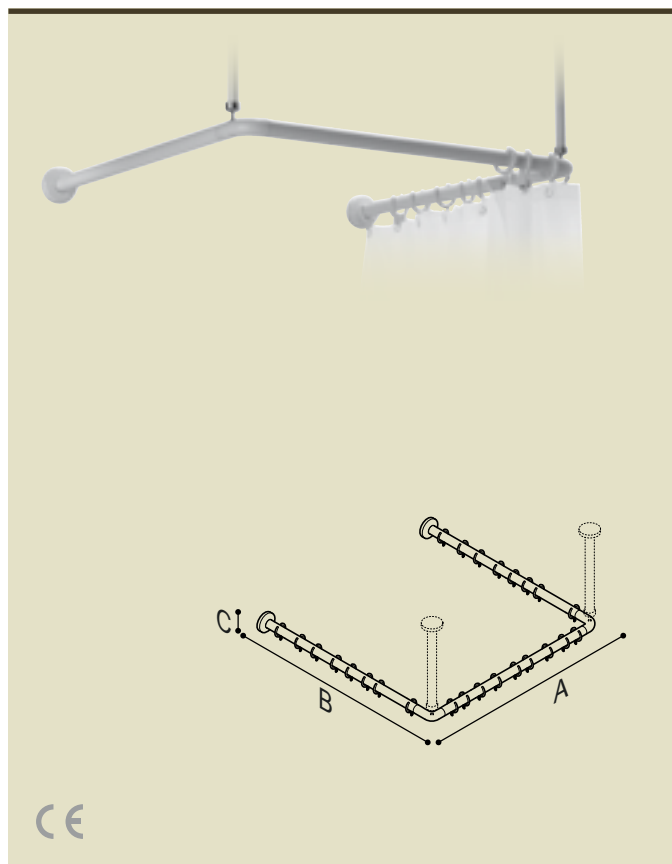
Code	Dimensions [AxBxC] mm.	Rings
G40JRS32xx	1500x80x80	6



L-shaped shower curtain rods

Maxima L-shaped shower curtain rods with polyamide coated rail Ø 33 mm having internal aluminium tube. Concealed wall fixing kit Ø 72 mm in steel with cover flange. The rod can be shortened when assembling it. Equipped with POM curtain rings. Fixing screws and bolts included. Available colours as per colour card.

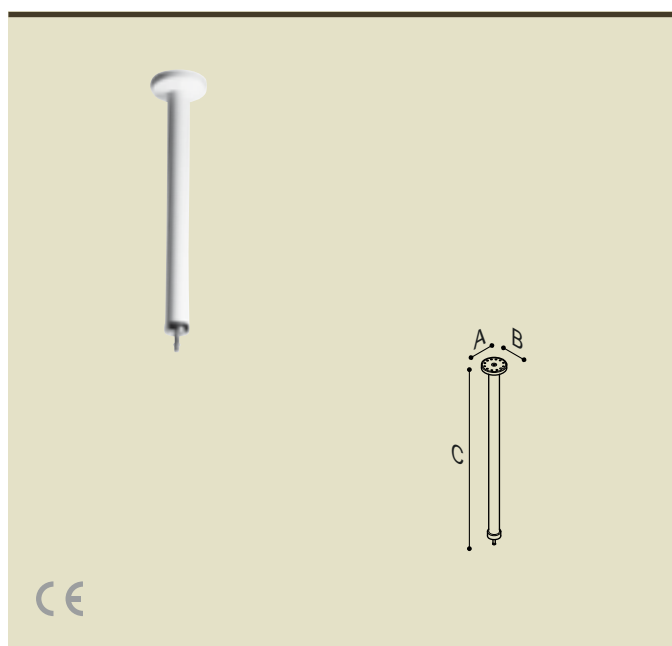
Code	Dimensions [AxBxC] mm.	Rings
G40JRS11xx	840x840x80	16
G40JRS12xx	940x940x80	18
G40JRS13xx	1040x1040x80	22
G40JRS14xx	1240x1240x80	25
G40JRS15xx	1540x1540x80	30



U-shaped shower curtain rods

Maxima U-shaped shower curtain rods with polyamide coated rail Ø 33 mm having internal aluminium tube. Concealed wall fixing kit Ø 72 mm in steel with cover flange. The rod can be shortened when assembling it. Equipped with POM curtain rings. Fixing screws and bolts included. The suitable curtains can be selected from the ones of. Available colours as per colour card.

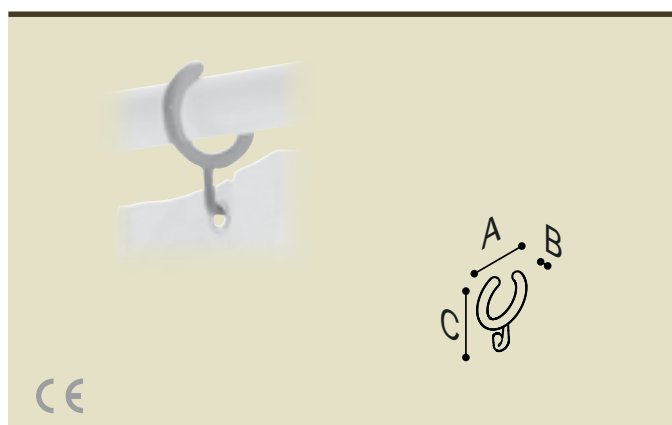
Code	Dimensions		Rings
	[AxBxC] mm.	[B1] mm.	
G40JRS22xx	1080x1016,5x80	936,5	30
G40JRS23xx	1280x1216,5x80	1136,5	35
G40JRS24xx	1580x1516,5x80	1436,5	45



Junction rod for ceiling mounting

Maxima junction rod for shower rod ceiling mounting with polyamide coated rail Ø 33 mm having internal aluminium tube. Concealed wall fixing kit Ø 72 mm in steel with cover flange. The rod can be shortened when assembling it. Fixing steel screws and bolts included. Available colours as per colour card.

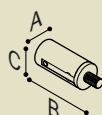
Code	Dimensions	
	[AxBxC] mm.	
G40JTS10xx	80x80x400	
G40JTS11xx	80x80x500	
G40JTS12xx	80x80x600	
G40JTS13xx	80x80x1000	



Shower curtain ring

Shower curtain ring Y87JSS03 in polyoxymethylene (POM) with hook. High stiffness and low coefficient of friction. Brandname "delrin" (Dupont company).

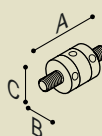
Code	Dimensions	
	[AxBxC] mm.	
Y87JSS03	57x9,5x80,4	



Detachable joint

Joint for ceiling mounting of shower curtain rods in spring steel and aluminium, suitable for a tensile load on or about 50 Kilos for suicide prevention purpose. Expansion bolts included.

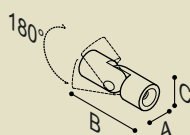
Code	Dimensions
	[AxBxC] mm.
Y88JNS17	32x88x32



Connecting joint

Connecting joint in anodized aluminium. It is needed for connecting two curtain shower rods in order to extend an already installed shower rod. Expansion bolts included.

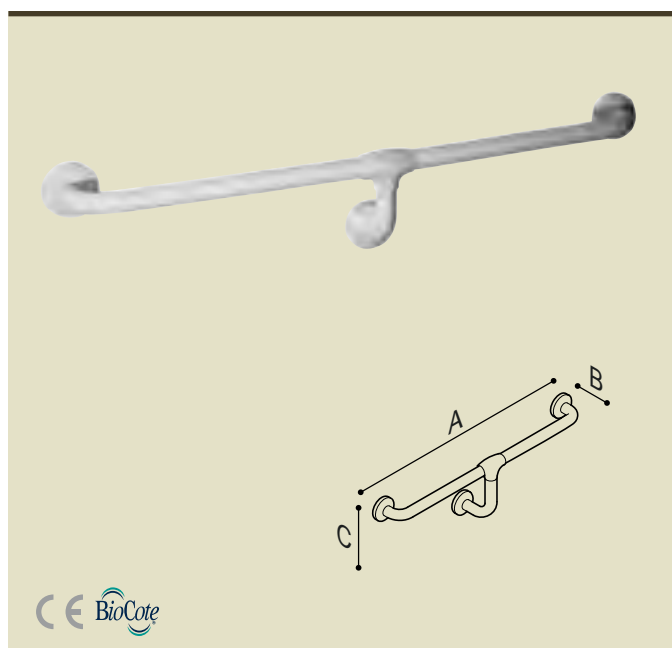
Code	Dimensions
	[AxBxC] mm.
Y88SDS68	75x32x32



Ball joint

Ball joint specially conceived for ceiling mounting of shower curtain rods up to 180° in anodized aluminium. Expansion bolts included.

Code	Dimensions
	[AxBxC] mm.
C91DFS01	98x32x32




Handrail

Maxima handrail, Ø 33 mm with vinyl coating and zinc-plated steel internal tube. Antislip coating, no junctions. Active and long lasting antimicrobial protection based on silver ions.

Wall fixing kit Ø 80 mm, in stainless steel with vinyl coated cover, base plate made of polyamide for wall protection.

Code	Dimensions	
	[BxC] mm.	[A] mm.
G40JAS18xx	100x210	On request

 	<p>Cover flange for fixing kit \varnothing 80 mm used for grab rails and handrails of Maxima range. The body is made of polyamide with active and long lasting antimicrobial protection based on silver ions.</p> <p>Code</p> <p>Y87JIS25xx</p>
 	<p>Cutted cover flange for fixing kit \varnothing 80 mm used for grab rails and handrails of Maxima range. The body is made of polyamide with active and long lasting antimicrobial protection based on silver ions. Available colours as per colour card.</p> <p>Code</p> <p>Y87JIS26xx</p>
 	<p>Plate cover for wall fixing system used for folding grab rail and seats of Maxima range. The body is made of polyamide with active and long lasting antimicrobial protection based on silver ions. Available colours as per colour card.</p> <p>Code</p> <p>Y87JIS21xx</p>
	<p>Base plate for wall fixing system used for folding grab rail and seats of Maxima range. The body is made of polyamide available in black colour only.</p> <p>Code</p> <p>Y87JIS22xx</p>
	<p>Plate for wall fixing system used for folding grab rail and seats of Maxima range. The body is made of stainless steel AISI 304. Nut and bolt UNI EN 14399 M10x110, and washer, for friction action, are included.</p> <p>Code</p> <p>Y88JKS18</p>
	<p>Connecting joint in anodized aluminium with threaded pin for connecting the ceiling shower curtain rod.</p> <p>Code</p> <p>Y88JNS07</p>



Urban People Range Features

The Urban People range is designed to fulfill the bathroom requirements of hospitals, retirement homes, senior residences, nursing homes, rehabilitation centres and hotels. This range has been developed to offer a safety support to the growing ageing population and improving quality of life. It is elegant and discrete but safe and strong.



Materials

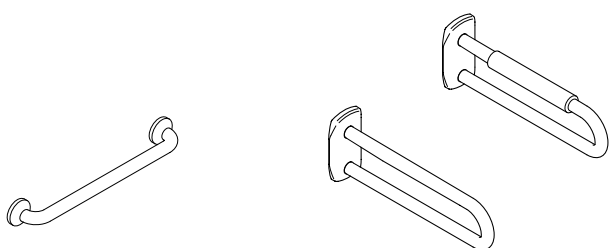
- Zinc plated steel
- Stainless steel AISI 304
- Vinyl and Nylon coating with antimicrobial technology based on silver ions

Main peculiarities

- active antimicrobial protection
- eco-friendly
- colour stability after long time use
- ultimate tensile strength
- resistance to wear
- low inflammability - classified UL 94
- fire high resistance and flame proof
- no deformation in case of moisture
- non-porous smooth and strong coating
- brilliant coating
- colour uniformity on total rail surface
- electrostatic charge free
- high skin tolerability and biocompatibility
- recyclable
- waste disposal according to the local specifications
- high resistance to standard cleaning articles and disinfectants



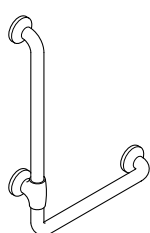
Basin area



Safety grab rails
Page 42

Safety grab rails
Page 42-43

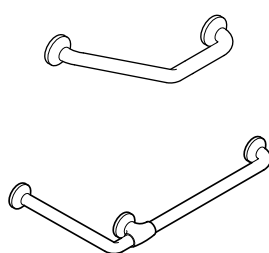
WC area



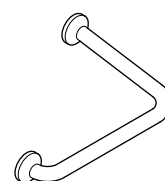
Safety corner grab rails
Pages 43-45



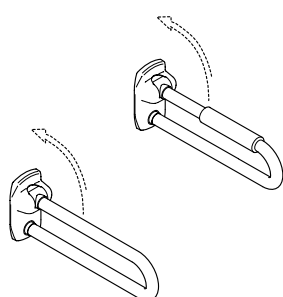
Safety corner grab rail
Page 45



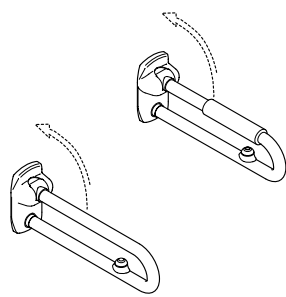
Safety corner grab rails
Pages 46-47



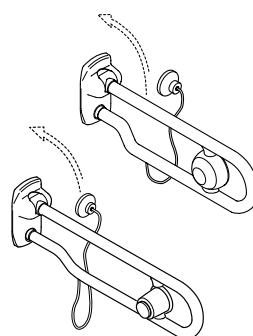
Safety corner grab rail
Page 47



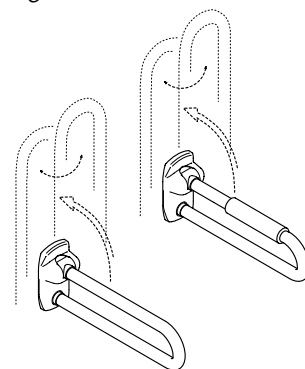
Safety folding grab rails
Pages 48-49



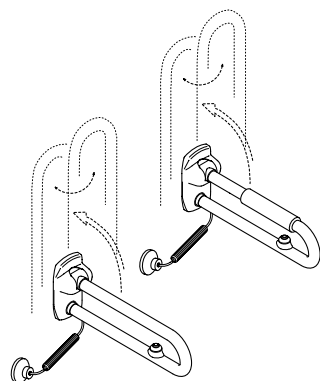
Safety folding grab rails with electric button
Pages 48-49



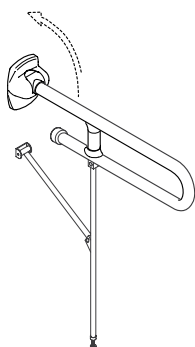
Safety folding grab rails with pneumatic button
Page 51



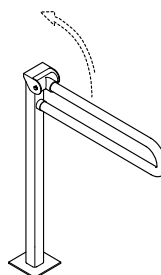
Safety folding, side swivel grab rails
Pages 51-52



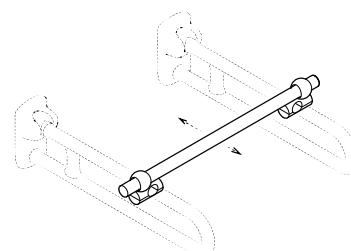
Safety folding, side swivel grab rails with electric button
Pages 52-53



Safety folding grab rails with support legs
Page 55

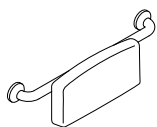


Safety folding grab rails mounted on pedestal
Page 55



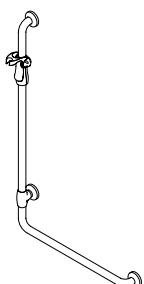
Containment rod
Page 56

WC area

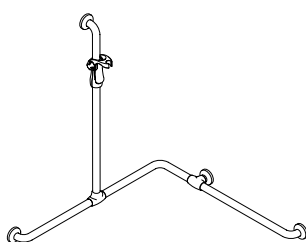


Back rest
Page 57


Shower area



Safety corner grab rails with shower head holder
Page 58



Safety handrails with shower head rail and holder
Pages 58-59



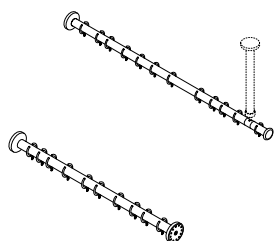
Safety handrails with shower head rail and holder
Page 60



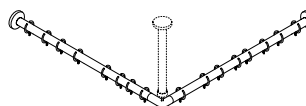
Safety grab rails with shower head holder
Page 61



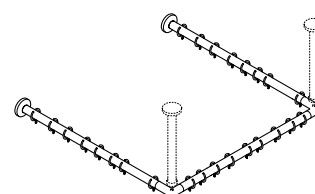
Safety corner shower handrails
Page 61



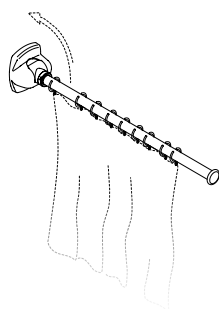
Straight shower curtain rods
Page 63



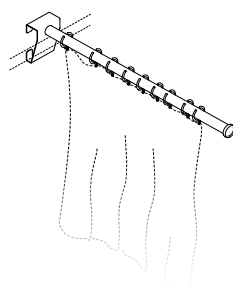
L-shaped shower curtain rods
Page 63



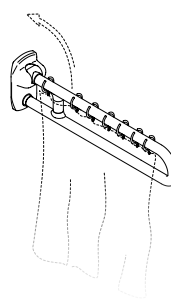
U-shaped shower curtain rods
Page 63



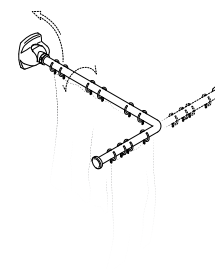
Folding and removable curtain rail
Page 67



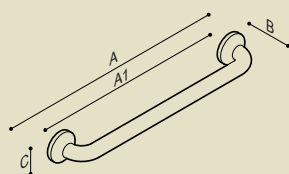

Curtain rail
Page 67



Safety folding grab rail and curtain rail
Page 69



Folding and removable curtain L-shaped rail
Page 69

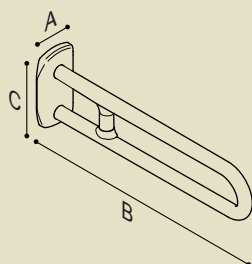
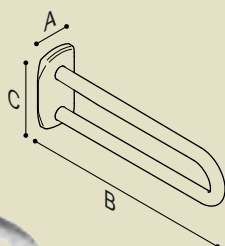



Straight safety grab rails

Urban People straight safety grab rail, Ø 33mm with antislip, vinyl coating and zinc-plated steel internal pipe without junctions.. Active and long lasting antimicrobial protection based on silver ions.

Concealed wall fixing kit Ø 72 mm, in stainless steel with base plate, for wall protection, and external cover made of polyamide-6. Fixing screws included.

Code	Dimensions	
	[AxBxC] mm.	[A1] mm.
G27JAS30xx	372x83x72	300
G27JAS40xx	472x83x72	400
G27JAS50xx	572x83x72	500
G27JAS60xx	672x83x72	600
G27JAS70xx	772x83x72	700
G27JAS80xx	872x83x72	800
G27JAS90xx	972x83x72	900
G27JAS10xx	1072x83x72	100



Side fixed safety support

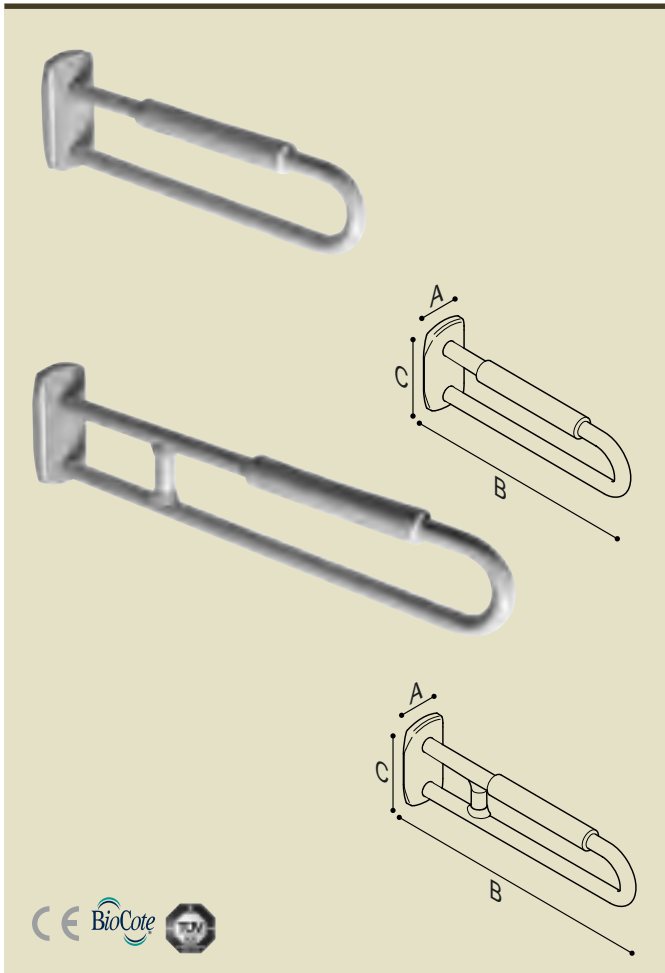
Urban People safety grab rail. Wall fixing kit in stainless steel with Polyamide-6 cover. Base plate in polyamide for wall protection. Grab rail Ø 33mm with vinyl coating and zinc-plated steel internal tube. Active and long lasting antimicrobial protection based on silver ions.

Wall fixing screws not included. Suitable fixing kit to be chosen considering wall type.

Loading in conformity with DIN 18040-1/2 norm.

Available colours as per colour card.

Code	Dimensions	
	[AxBxC] mm.	
G27JCS01xx	111x600x206	
G27JCS02xx	111x700x206	
G27JCS04xx	111x850x206	



Side fixed safety support

Urban People safety grab rail. Wall fixing kit in stainless steel with Polyamide-6 cover. Base plate in polyamide for wall protection. Grab rail Ø 33mm with vinyl coating and zinc-plated steel internal tube. Active and long lasting antimicrobial protection based on silver ions.

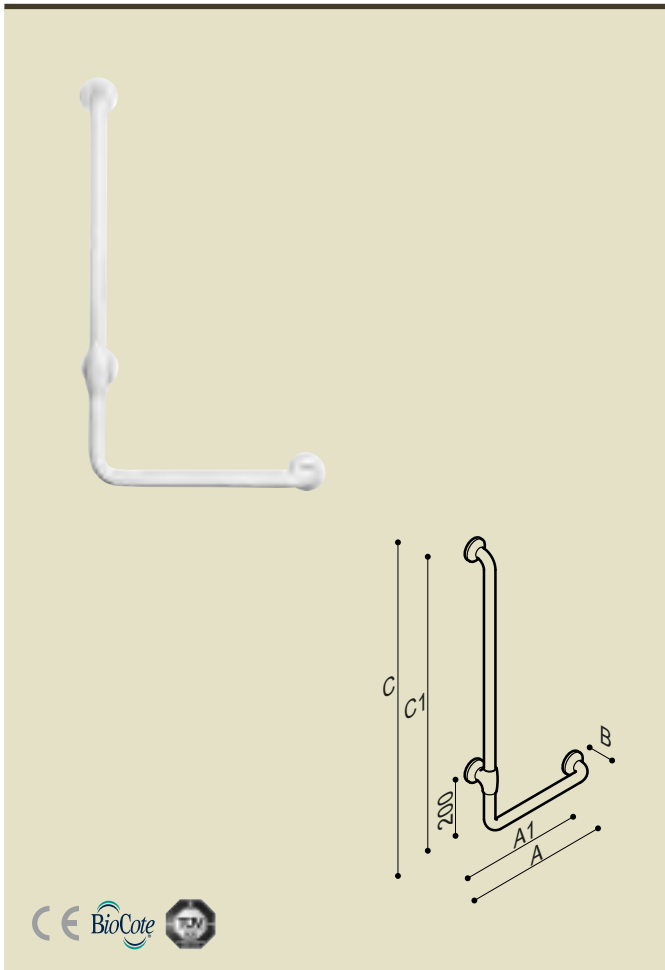
Arm rest in white Ethylenvinylacetat (EVA).

Wall fixing screws not included. Suitable fixing kit to be chosen considering wall type.

Loading in conformity with DIN 18040-1/2 norm.

Available colours as per colour card.

Code	Dimensions [AxBxC] mm.
G27JCS40xx	111x600x206
G27JCS41xx	111x700x206
G27JCS42xx	111x850x206



Safety corner grab rail 90°

Dimensions 600x300 mm. Grab rail Ø 33mm with antislip, vinyl coating and zinc-plated steel internal pipe without junctions. Active and long lasting antimicrobial protection based on silver ions. Wall clearance 50 mm. Concealed wall fixing kit Ø 72 mm, in stainless steel with base plate, for wall protection, and external cover made of polyamide-6. Fixing screws included. Fit for installation in bath and toilet areas to enable the person to grab for standing and elevating from lower position. TÜV certified for loading up to 150 kilos. Available colours as per colour card.



Left handed

G27JBL19xx

Dimensions [AxBxC] 372x83x672 mm

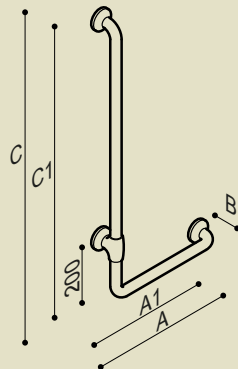


Right handed

G27JBR19xx

Dimensions [AxBxC] 372x83x672 mm





Safety corner grab rail 90°

Dimensions 700x400 mm. Grab rail Ø 33mm with antislip, vinyl coating and zinc-plated steel internal pipe without junctions. Active and long lasting antimicrobial protection based on silver ions. Wall clearance 50 mm. Concealed wall fixing kit Ø 72 mm, in stainless steel with base plate, for wall protection, and external cover made of polyamide-6. Fixing screws included. Fit for installation in bath and toilet areas to enable the person to grab for standing and elevating from lower position. TÜV certified for loading up to 150 kilos. Available colours as per colour card.



Left handed

G27JBL20xx

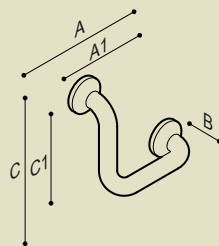
Dimensions [AxBxC] 472x83x772 mm



Right handed

G27JBR20xx

Dimensions [AxBxC] 472x83x772 mm



Safety corner grab rail 90°

Dimensions 200x200 mm. Grab rail Ø 33mm with antislip, vinyl coating and zinc-plated steel internal pipe without junctions. Active and long lasting antimicrobial protection based on silver ions. Wall clearance 50 mm. Concealed wall fixing kit Ø 72 mm, in stainless steel with base plate, for wall protection, and external cover made of polyamide-6. Fixing screws included. Fit for installation in bath and toilet areas to enable the person to grab for standing and elevating from lower position. TÜV certified for loading up to 150 kilos. Available colours as per colour card.

Code

Dimensions

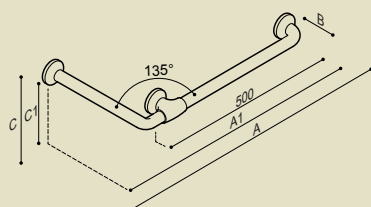
[AxBxC] mm.

[A1xC1] mm.

G27JAS22xx

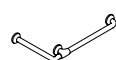
272x83x272

200x200



Safety corner grab rail 135°

Dimensions 600x300 mm. Grab rail Ø 33mm with antislip, vinyl coating and zinc-plated steel internal pipe without junctions. Active and long lasting antimicrobial protection based on silver ions. Wall clearance 50 mm. Concealed wall fixing kit Ø 72 mm, in stainless steel with base plate, for wall protection, and external cover made of polyamide-6. Fixing screws included. Fit for installation in bath and toilet areas to enable the person to grab for standing and elevating from lower position. TÜV certified for loading up to 150 kilos. Available colours as per colour card.



Left handed

G27JAL23xx

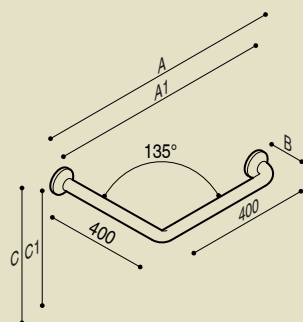
Dimensions [AxBxC] 972x83x372 mm



Right handed

G27JAR23xx

Dimensions [AxBxC] 972x83x372 mm



Safety corner grab rail 135°

Dimensions 300x400 mm. Grab rail Ø 33mm with antislip, vinyl coating and zinc-plated steel internal pipe without junctions. Active and long lasting antimicrobial protection based on silver ions. Wall clearance 50 mm. Concealed wall fixing kit Ø 72 mm, in stainless steel with base plate, for wall protection, and external cover made of polyamide-6. Fixing screws included. Fit for installation in bath and toilet areas to enable the person to grab for standing and elevating from lower position. TÜV certified for loading up to 150 kilos. Available colours as per colour card.

Code

Dimensions

[AxBxC] mm.

[A1xC1] mm.

G27JAS21xx

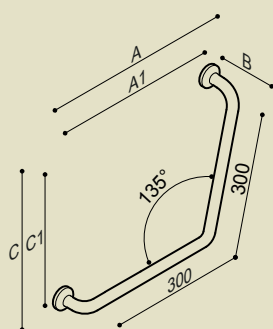
772x83x372

700x300



Safety corner grab rail 135°

Dimensions 200x300 mm. Grab rail Ø 33mm with antislip, vinyl coating and zinc-plated steel internal pipe without junctions. Active and long lasting antimicrobial protection based on silver ions. Wall clearance 50 mm. Concealed wall fixing kit Ø 72 mm, in stainless steel with base plate, for wall protection, and external cover made of polyamide-6. Fixing screws included. Fit for installation in bath and toilet areas to enable the person to grab for standing and elevating from lower position. TÜV certified for loading up to 150 kilos. Available colours as per colour card.

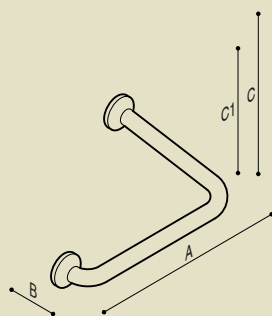


Code	Dimensions	
	[AxBxC] mm.	[A1xC1] mm.
G27JAS08xx	572x83x272	500x200



Safety corner grab rail 45°

Dimensions 300x400 mm. Grab rail Ø 33mm with antislip, vinyl coating and zinc-plated steel internal pipe without junctions. Active and long lasting antimicrobial protection based on silver ions. Wall clearance 50 mm. Concealed wall fixing kit Ø 72 mm, in stainless steel with base plate, for wall protection, and external cover made of polyamide-6. Fixing screws included. Fit for installation in bath and toilet areas to enable the person to grab for standing and elevating from lower position. TÜV certified for loading up to 150 kilos. Available colours as per colour card.



Left handed

G27JAL26xx

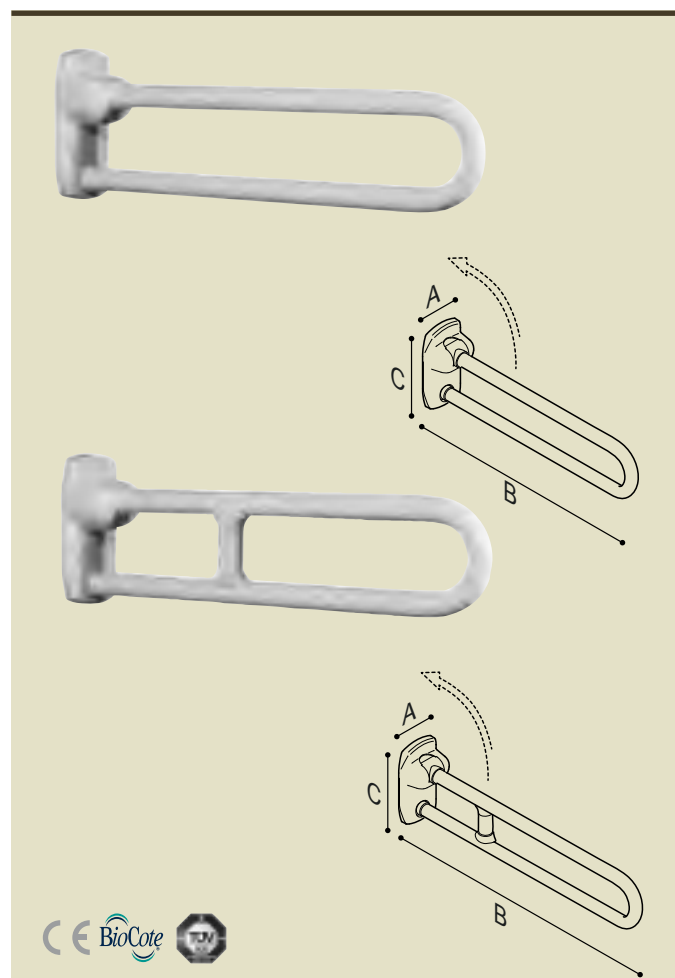
Dimensions [AxBxC] 436x83x372 mm



Right handed

G27JAR26xx

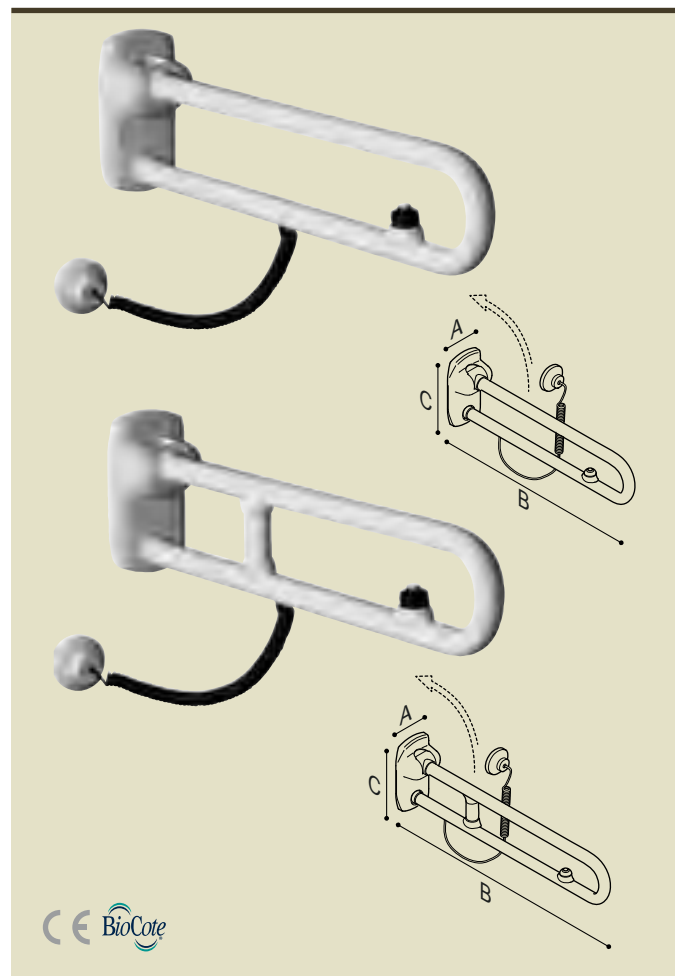
Dimensions [AxBxC] 436x83x372 mm



Safety folding grab rails

Urban People safety folding grab rails with stepless braking system, upper and lower position folding. Wall fixing plate in stainless steel with polyamide cover. Grab rail Ø 33mm with vinyl coating and zinc-plated steel internal tube. Antislip coating, no junctions. Active and long lasting antimicrobial protection based on silver ions. Concealed fixing kit. Wall fixing screws not included. Suitable fixing kit to be chosen considering wall type and available from our selection (special steel execution to be chosen). Loading in conformity with DIN 18040-1/2 norm. Available colours as per colour card.

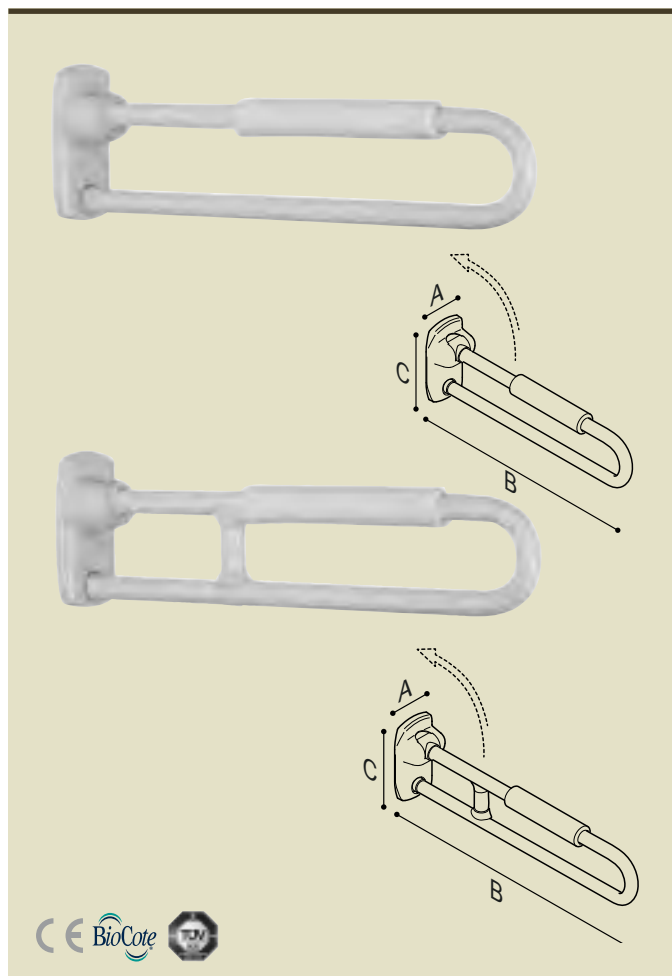
Code	Dimensions [AxBxC] mm.
G27JCS51xx	111x600x206
G27JCS52xx	111x700x206
G27JCS54xx	111x850x206



Safety folding grab rails with electric button

Urban People safety folding grab rails, electric pulse, concealed electric cable, electric button, protection IP67, cable for control voltage up to 50 V. = SELV, PELV. Adjustable stepless braking system, upper and lower position folding. Wall fixing plate in stainless steel with polyamide cover. Grab rail Ø 33 mm with vinyl coating and zinc-plated steel internal tube. Antislip coating, no junctions. Active and long lasting antimicrobial protection based on silver ions. Concealed fixing kit. Wall fixing screws not included. Suitable fixing kit to be chosen considering wall type and available from our selection (special steel execution to be chosen). Loading in conformity with DIN 18040-1/2 norm. Available colours as per colour card.

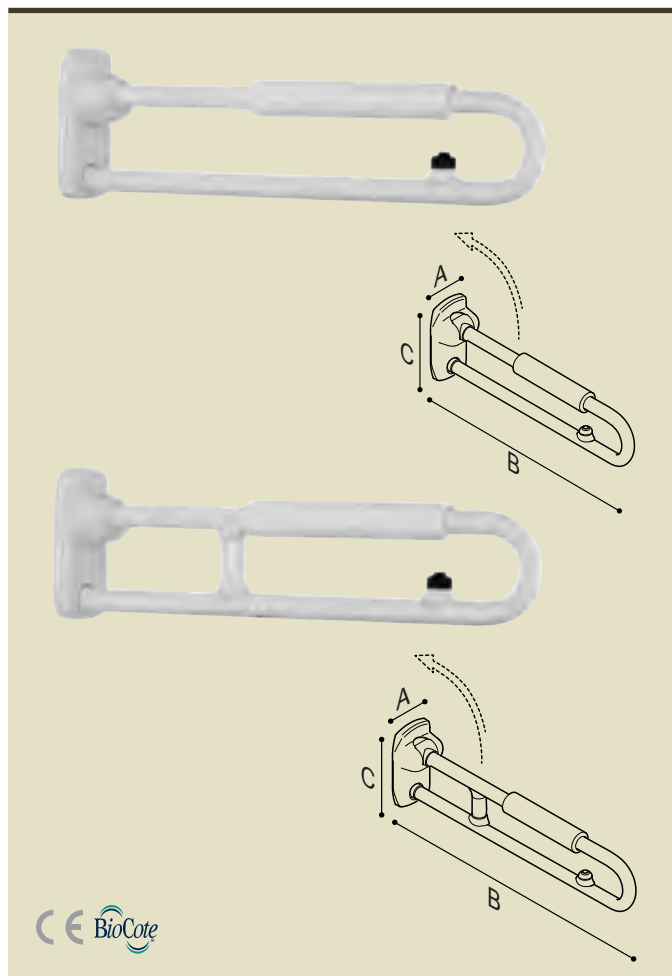
Code	Dimensions [AxBxC] mm.
G27JCS57xx	111x700x206
G27JCS59xx	111x850x206



Safety folding grab rails with arm rest

Urban People safety folding grab rails with stepless braking system, upper and lower position folding. Arm rest in white Ethylenvynylacetat (EVA). Wall fixing plate in stainless steel with polyamide cover. Grab rail Ø 33mm with vinyl coating and zinc-plated steel internal tube. Antislip coating, no junctions. Active and long lasting antimicrobial protection based on silver ions. Concealed fixing kit. Wall fixing screws not included. Suitable fixing kit to be chosen considering wall type and available from our selection (special steel execution to be chosen). Loading in conformity with DIN 18040-1/2 norm. Available colours as per colour card.

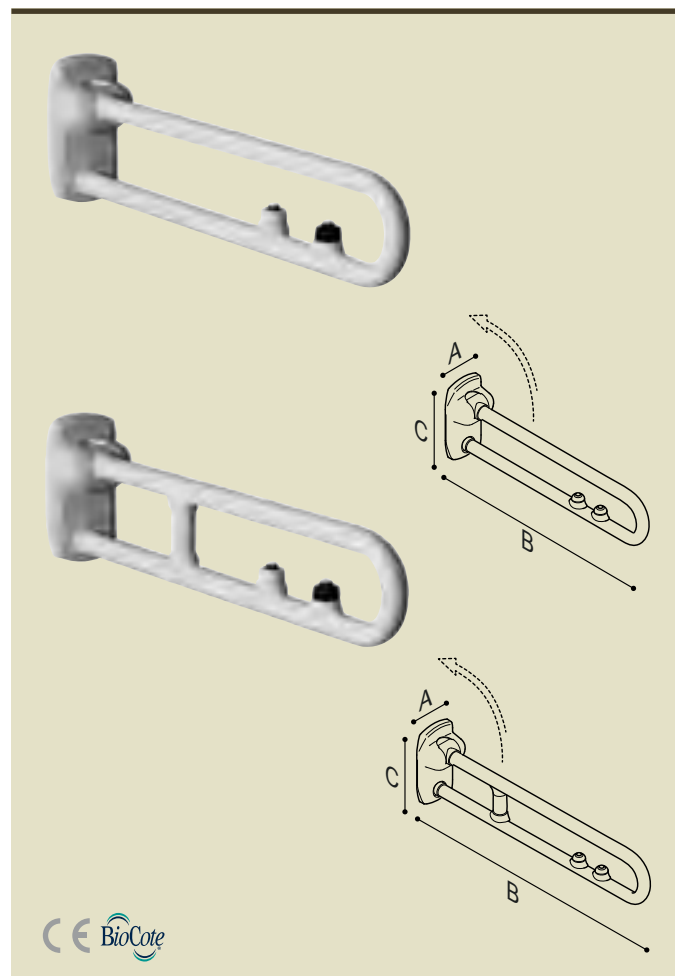
Code	Dimensions [AxBxC] mm.
G27JCS79xx	111x600x206
G27JCS77xx	111x700x206
G27JCS78xx	111x850x206



Safety folding grab rails with electric button and arm rest

Urban People safety folding grab rails, electric pulse, concealed electric cable, electric button, protection IP67, cable for control voltage up to 50 V. = SELV, PELV. Adjustable stepless braking system, upper and lower position folding. Arm rest in white Ethylenvinylacetat (EVA). Wall fixing plate in stainless steel with polyamide cover. Grab rail Ø 33mm with vinyl coating and zinc-plated steel internal tube. Antislip coating, no junctions. Active and long lasting antimicrobial protection based on silver ions. Concealed fixing kit. Wall fixing screws not included. Suitable fixing kit to be chosen considering wall type and available from our selection (special steel execution to be chosen). Loading in conformity with DIN 18040-1/2 norm. Available colours as per colour card. Green electric push button for WC flush control.

Code	Dimensions [AxBxC] mm.
G27JCS23xx	111x700x206
G27JCS24xx	111x850x206



Safety folding grab rails with two electric buttons for flush control and emergency call

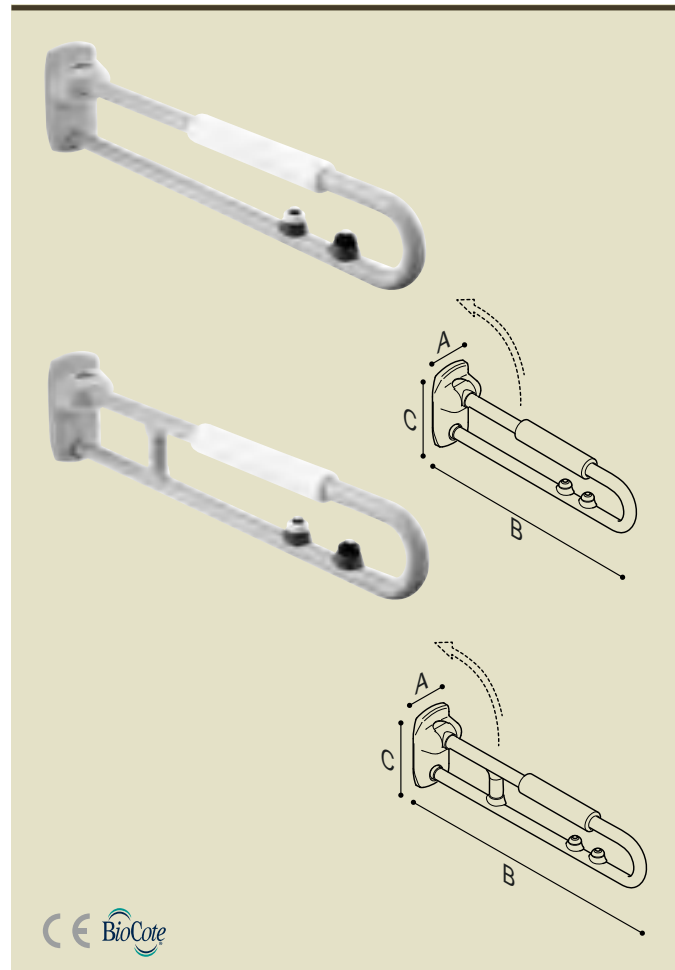
Urban People safety folding grab rails, with two electric buttons, concealed electric cable. One electric button for WC flush control and the other one for emergency call or another needed option, protection IP67, cable for control voltage up to 50 V. = SELV, PELV. Adjustable stepless braking system, upper and lower position folding. Wall fixing plate in stainless steel with polyamide cover. Grab rail Ø 33mm with vinyl coating and zinc-plated steel internal tube. Antislip coating, no junctions. Active and long lasting antimicrobial protection based on silver ions. Concealed fixing kit. Wall fixing screws not included. Suitable fixing kit to be chosen considering wall type and available from our selection (special steel execution to be chosen). Loading in conformity with DIN 18040-1/2 norm. Available colours as per colour card.

Green electric push button for WC flush control
Red electric push button for emergency call

Code	Dimensions [AxBxC] mm.
------	---------------------------

G27JCS27xx	111x700x206
-------------------	-------------

G27JCS28xx	111x850x206
-------------------	-------------



Safety folding grab rails with two electric buttons for flush control and emergency call and arm rest

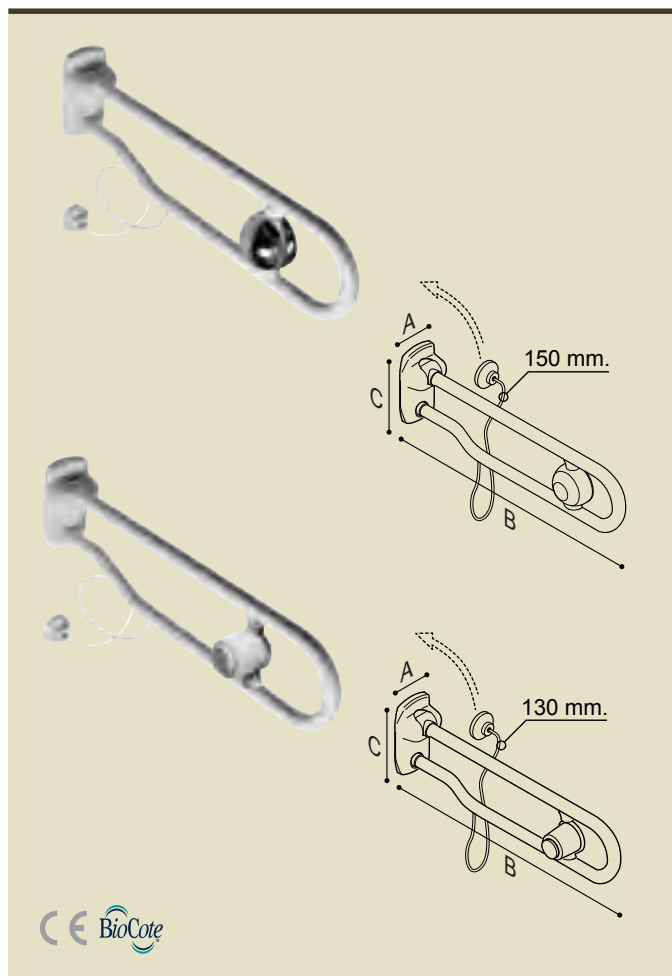
Urban People safety folding grab rails, with two electric buttons, concealed electric cable. One electric button for WC flush control and the other one for emergency call or another needed option, protection IP67, cable for control voltage up to 50 V. = SELV, PELV. Adjustable stepless braking system, upper and lower position folding. Arm rest in white Ethylenvinylacetat (EVA). Wall fixing plate in stainless steel with polyamide cover. Grab rail Ø 33 mm with vinyl coating and zinc-plated steel internal tube. Antislip coating, no junctions. Active and long lasting antimicrobial protection based on silver ions. Concealed fixing kit. Wall fixing screws not included. Suitable fixing kit to be chosen considering wall type and available from our selection (special steel execution to be chosen). Loading in conformity with DIN 18040-1/2 norm. Available colours as per colour card.

Green electric push button for WC flush control
Red electric push button for emergency call

Code	Dimensions [AxBxC] mm.
------	---------------------------

G27JCS36xx	111x700x206
-------------------	-------------

G27JCS37xx	111x850x206
-------------------	-------------



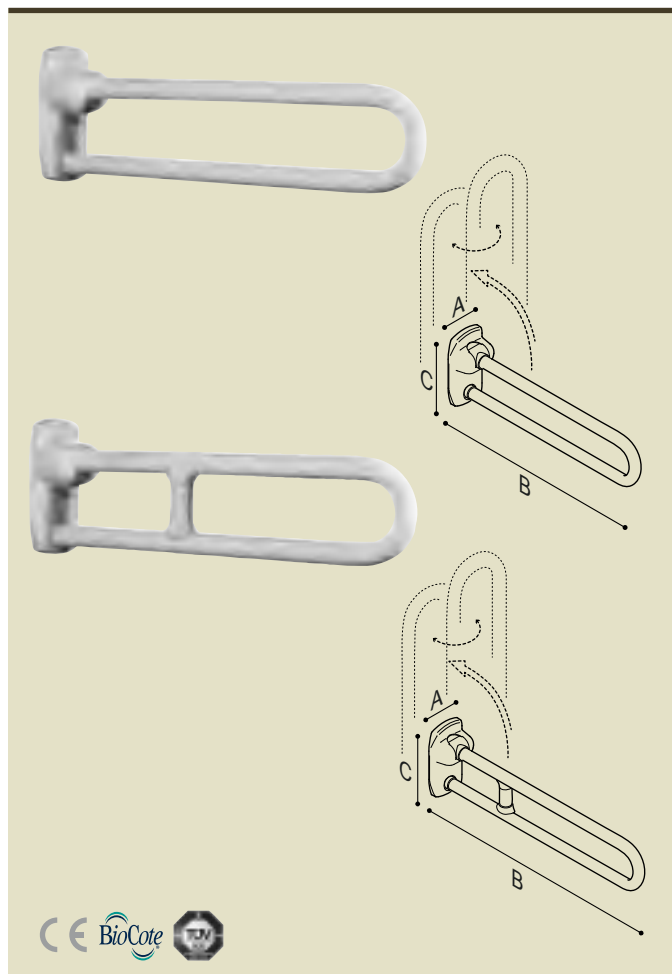
Safety folding grab rails with pneumatic button

Urban People safety folding grab rails with pneumatic system suitable for Geberit cisterns (square button) or Oliver cistern (round button). Jib length 850 mm. Adjustable stepless braking system, upper and lower position folding. Wall fixing plate in stainless steel with polyamide cover. Wall assembling by means of a fixing kit Ø 80 mm. Active and long lasting antimicrobial protection based on silver ions. Wall fixing screws not included. Suitable fixing kit to be chosen considering wall type and available from our selection (special steel execution to be chosen). Loading in conformity with DIN 18040-1/2 norm. Available colours as per colour card.

On the pictures the pneumatic button appears at the left of WC-bowl in seated position. When ordering please always indicate if left or right assembling required.

For Geberit please always ask for information of suitable cisterns and accessories

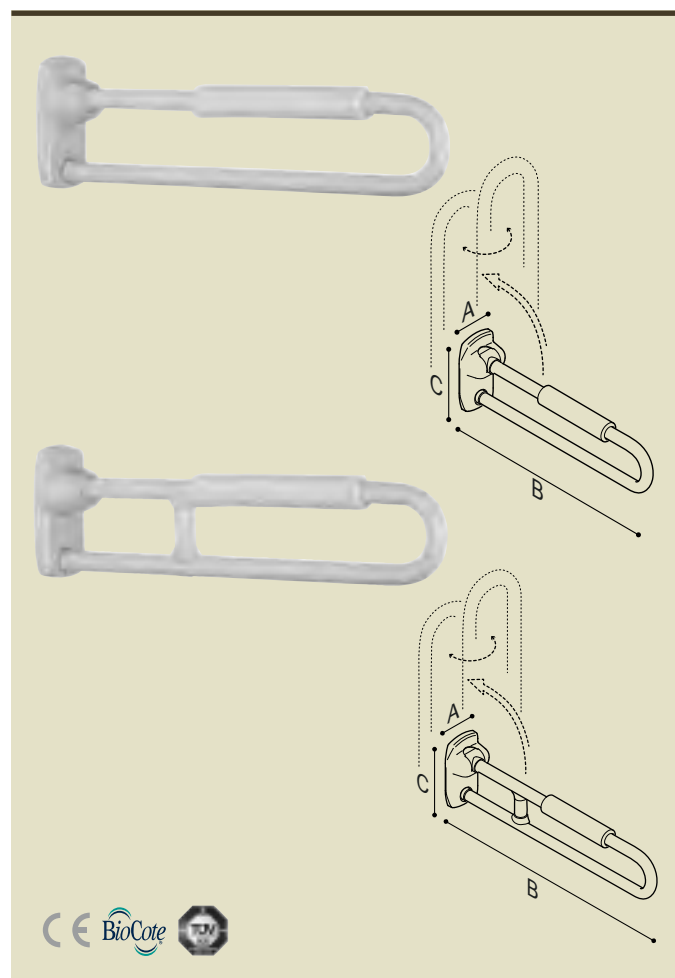
Code	Dimensions	Cistern
	[AxBxC] mm.	
G27JCS89xx	111x700x206	Oliver
G27JCS90xx	111x850x206	Geberit



Safety folding side swivel grab rails

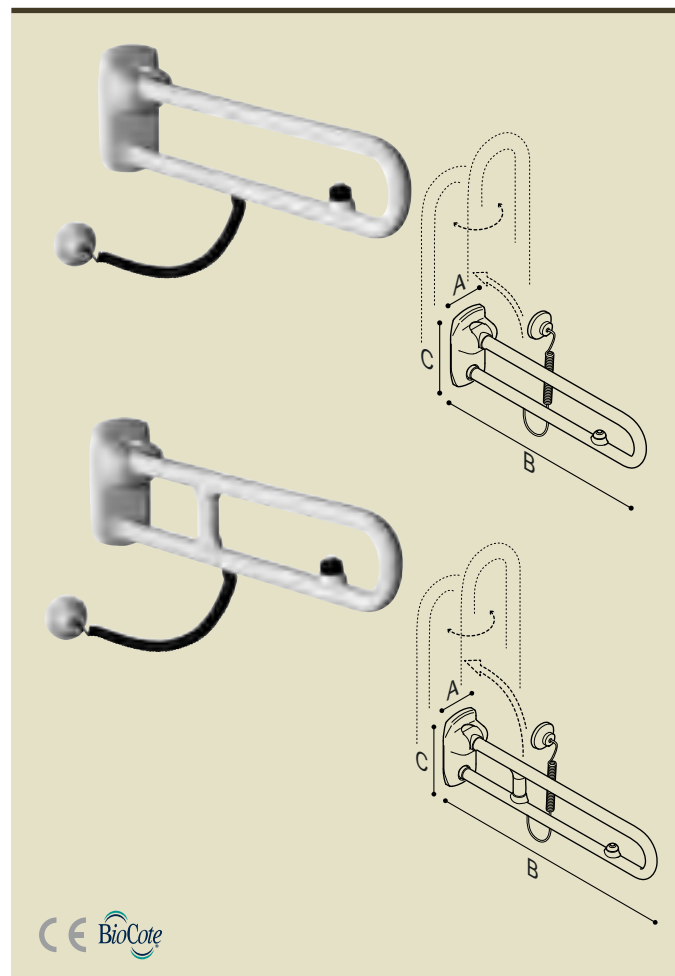
Urban People safety folding grab rails with adjustable stepless braking system, upper and lower position folding, side swivel. Wall fixing plate in stainless steel with polyamide cover. Grab rail Ø 33mm with vinyl coating and zinc-plated steel internal tube. Antislip coating, no junctions. Active and long lasting antimicrobial protection based on silver ions. Concealed fixing kit. Wall fixing screws not included. Suitable fixing kit to be chosen considering wall type (special steel execution to be chosen). Loading in conformity with DIN 18040-1/2 norm. Available colours as per colour card.

Code	Dimensions	
	[AxBxC] mm.	
G27JCS66xx	111x600x206	
G27JCS67xx	111x700x206	
G27JCS69xx	111x850x206	



Safety folding side swivel grab rails with arm rest
Urban People safety folding grab rails with adjustable stepless braking system, upper and lower position folding, side swivel. Wall fixing plate in stainless steel with polyamide cover. Grab rail Ø 33mm with vinyl coating and zinc-plated steel internal tube. Antislip coating, no junctions. Arm rest in white antibacterial Ethylvinylacetat (EVA). Active and long lasting antimicrobial protection based on silver ions. Concealed fixing kit. Wall fixing screws not included. Suitable fixing kit to be chosen considering wall type and available from our selection (special steel execution to be chosen). Loading in conformity with DIN 18040-1/2 norm. Available colours as per colour card.

Code	Dimensions [AxBxC] mm.
G27JCS86xx	111x600x206
G27JCS87xx	111x700x206
G27JCS88xx	111x850x206

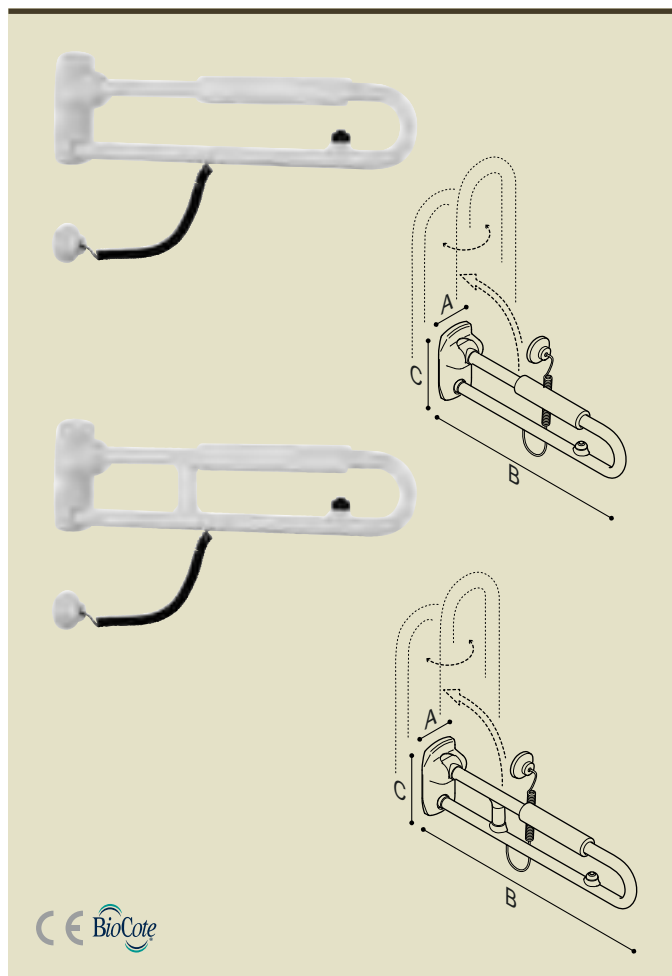


Safety folding side swivel grab rails with electric button

Urban People safety folding grab rails, electric button, protection IP67, cable for control voltage up to 50 V. = SELV, PELV. Adjustable stepless braking system, upper and lower position folding, side swivel. Wall fixing plate in stainless steel with polyamide cover. Grab rail Ø 33mm with vinyl coating and zinc-plated steel internal tube. Antislip coating, no junctions. Active and long lasting antimicrobial protection based on silver ions. Concealed fixing kit. Wall fixing screws not included. Suitable fixing kit to be chosen considering wall type and available from our selection (special steel execution to be chosen). Loading in conformity with DIN 18040-1/2 norm. Available colours as per colour card.

Green electric push button for WC flush control

Code	Dimensions [AxBxC] mm.
G27JCS21xx	111x700x206
G27JCS22xx	111x850x206

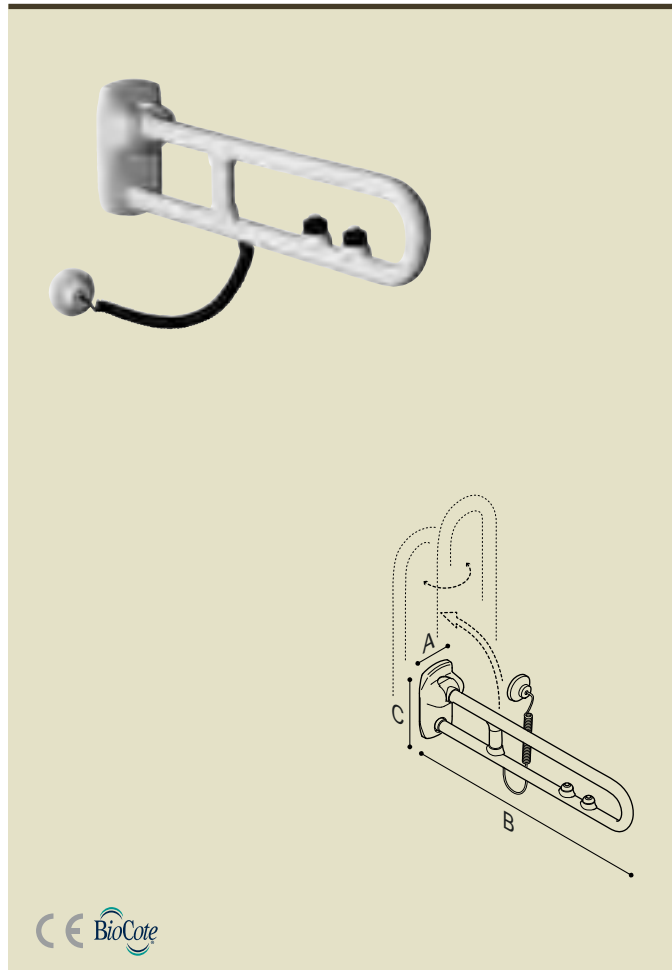


Safety folding side swivel grab rails with electric button and arm rest

Urban People safety folding grab rails, electric pulse, electric button, protection IP67, cable for control voltage up to 50 V. = SELV, PELV. Adjustable stepless braking system, upper and lower position folding, side swivel. Arm rest in white Ethylenvinylacetat (EVA). Wall fixing plate in stainless steel with polyamide cover. Grab rail Ø 33mm with vinyl coating and zinc-plated steel internal tube. Antislip coating, no junctions. Active and long lasting antimicrobial protection based on silver ions. Concealed fixing kit. Wall fixing screws not included. Suitable fixing kit to be chosen considering wall type and available from our selection (special steel execution to be chosen). Loading in conformity with DIN 18040-1/2 norm. Available colours as per colour card.

Green electric push button for WC flush control

Code	Dimensions [AxBxC] mm.
G27JCS25xx	111x700x206
G27JCS26xx	111x850x206

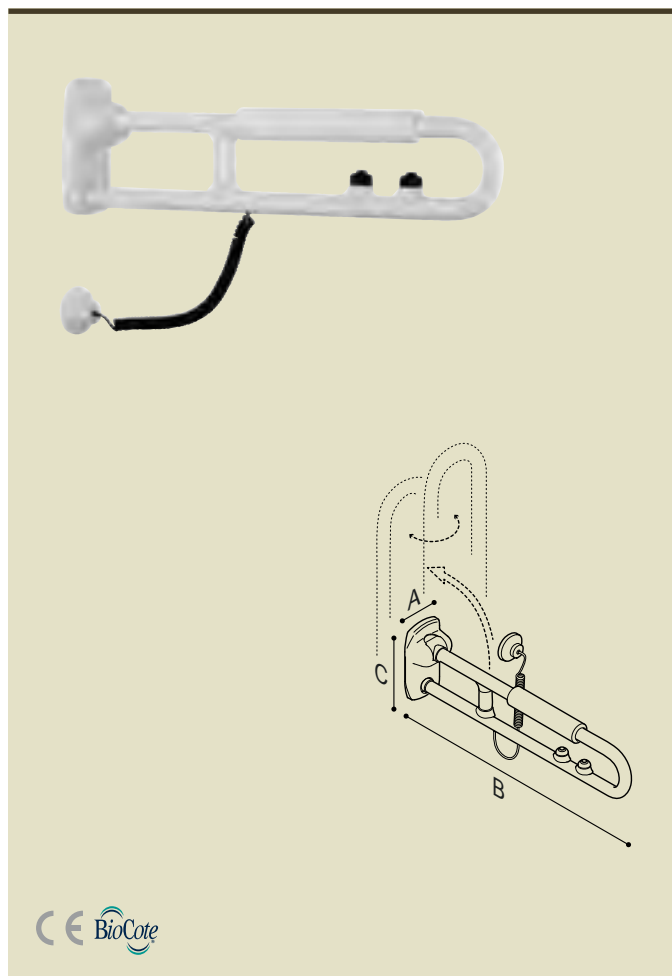


Safety folding side swivel grab rails with with two electric buttons for flush control and emergency call

Urban People safety folding grab rails with two electric buttons. One electric button for WC flush control and the other one for emergency call or another needed option, protection IP67, cable for control voltage up to 50 V. = SELV, PELV. Adjustable stepless braking system, upper and lower position folding, side swivel. Wall fixing plate in stainless steel with polyamide cover. Grab rail Ø 33mm with vinyl coating and zinc-plated steel internal tube. Antislip coating, no junctions. Active and long lasting antimicrobial protection based on silver ions. Concealed fixing kit. Wall fixing screws not included. Suitable fixing kit to be chosen considering wall type and available from our selection (special steel execution to be chosen). Loading in conformity with DIN 18040-1/2 norm. Available colours as per colour card.

Green electric push button for WC flush control Red electric push button for emergency call

Code	Dimensions [AxBxC] mm.
G27JCS38xx	111x850x206



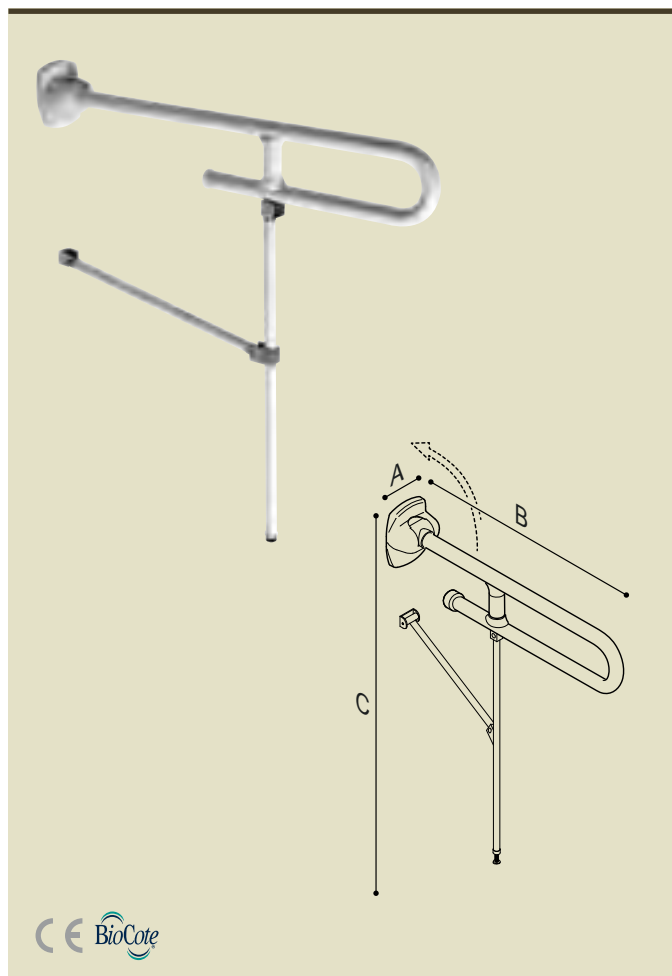
Safety folding side swivel grab rails with two electric buttons for flush control and emergency call and arm rest

Urban People safety folding grab rails with two electric buttons. One electric button for WC flush control and the other one for emergency call or another needed option, protection IP67, cable for control voltage up to 50 V. = SELV, PELV. Adjustable stepless braking system, upper and lower position folding, side swivel. Wall fixing plate in stainless steel with polyamide cover. Grab rail Ø 33mm with vinyl coating and zinc-plated steel internal tube. Antislip coating, no junctions. Active and long lasting antimicrobial protection based on silver ions. Arm rest in white antibacterial Ethylenvinylacetat (EVA). Concealed fixing kit. Wall fixing screws not included. Suitable fixing kit to be chosen considering wall type and available from our selection (special steel execution to be chosen). Loading in conformity with DIN 18040-1/2 norm. Available colours as per colour card.

Green electric push button for WC flush control
Red electric push button for emergency call

Code	Dimensions [AxBxC] mm.
G27JCS39xx	111x850x206

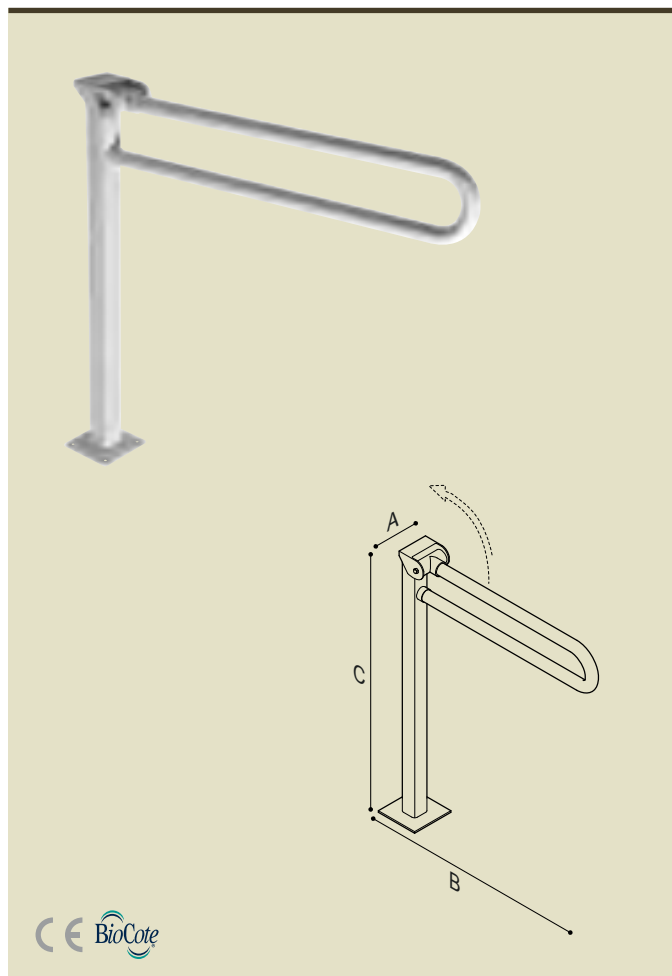




Safety folding grab rails with floor and wall support legs

Urban People safety folding grab rails with stepless braking system, upper and lower position folding. Wall fixing plate in stainless steel with polyamide cover. Base plate in polyamide for wall protection. Grab rail Ø 33mm with vinyl coating and zinc-plated steel internal tube. Antislip coating, no junctions. Active and long lasting antimicrobial protection based on silver ions. Folding support legs. Wall fixing screws not included. Suitable fixing kit to be chosen considering wall type and available from our selection (special steel execution to be chosen). Loading in conformity with DIN 18040-1/2 norm. Available colours as per colour card.


Code	Dimensions [AxBxC] mm.
G27JCS29xx	110x600x899
G27JCS30xx	110x700x899
G27JCS31xx	110x850x899



Safety folding grab rail on floor mounted pedestal

Urban People safety folding grab rail on floor mounted pedestal. The grab rail is connected to the floor column by means of a steel plate. Grab rail Ø 33mm with vinyl coating and zinc-plated steel internal tube. Active and long lasting antimicrobial protection based on silver ions. The floor pedestal of 800 mm height, 50 mm x 50 mm is in galvanized steel, powder coated. The assembling to the floor is by means of a floor plate 130 mm x 130 mm. Fixing screws are not included. Available colours for grab rail as per colour card, while the floor pedestal is white colour.

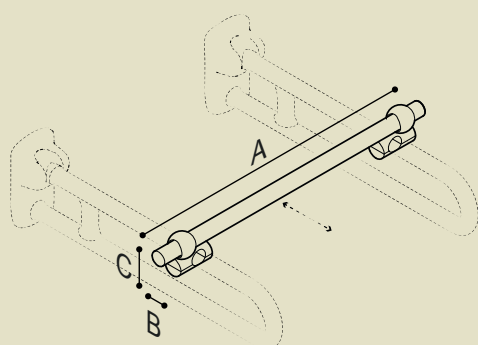
Code	Dimensions [AxBxC] mm.
G27JCS34xx	130x690x840
G27JCS35xx	130x890x840



Containment rod for installation on folding grab rails

The rod, with a length of 900 mm., has an aluminium core with polyamide coating having active and long lasting antimicrobial protection based on silver ions. Arm rest in white Ethylenvinylacetat (EVA).

Anchoring to the supports it is ensured by two elements, one ball-shaped, easily adaptable and removable housed on the rail. A second element fixed on either folding rails, allowing an agile and practical installation. The elements are made of polyoxymethylene (POM), brandname "delrin" (Dupont company).



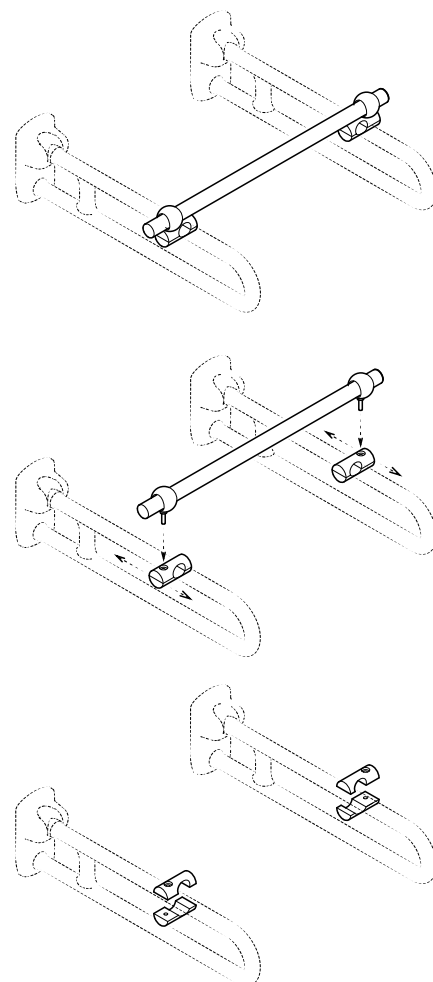
Code

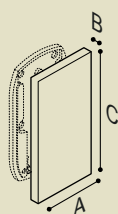
Dimensions

[AxBxC] mm.

G31UJS02

900x50x95

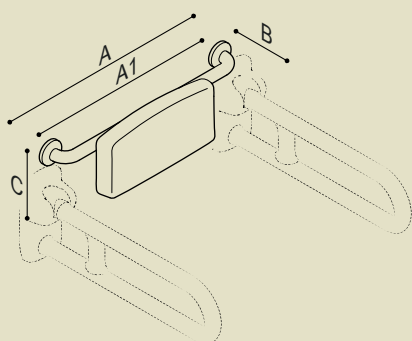




Assembling plate complete with cover for the possible succeeding assembling of Urban People wall mounted grab rails and safety folding grab rails

Assembling plate Y87JIS46 fit for all safety grab rails of Urban People Series complete with cover Y88JKS39xx in steel colour powder painted. This solution enables the succeeding assembling of wall mounted and folding grab rails when needed and it can be fit for all of them, left or right assembling. Plate colours on request.

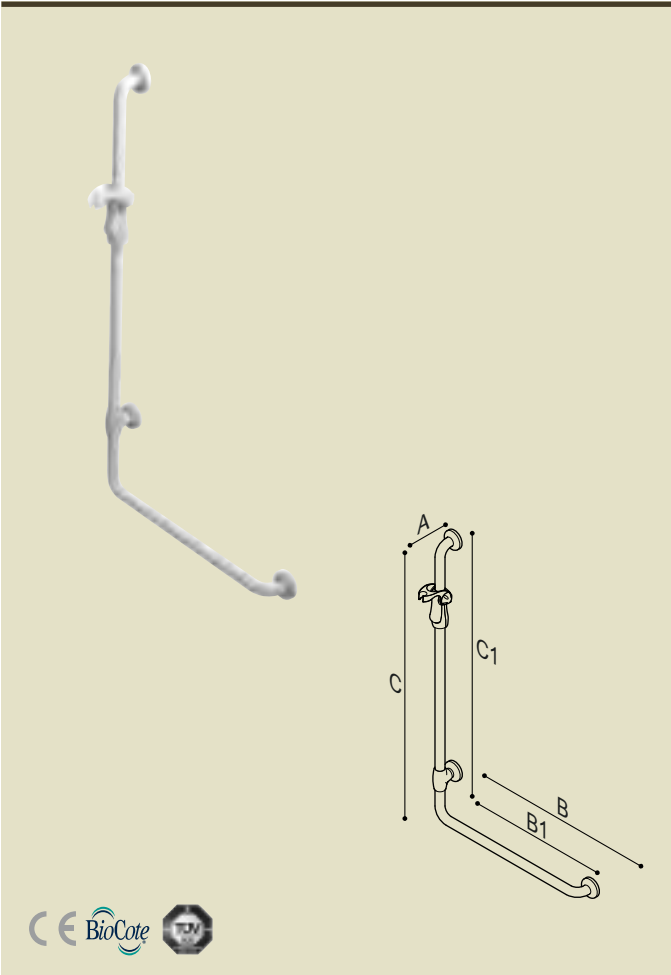
Code	Dimensions [AxBxC] mm.	part
Y87JIS46		wall-plate
Y88JKS39xx	105x14x205	cover



Back rest


Back rest with total length 700 mm. The two fixing kits are assembled below the folding grab rail plates, in centered position. The rest part is realized in black PUR material 400 mm large and 220 mm high, having wall clearance 150 mm. The rail is in zinc-plated steel with polyamide coating having active and long lasting antimicrobial protection based on silver ions. Wall fixing kit included. This article is manufactured in conformity of DIN 18040-1/2 norm. Available colours as per colour card.

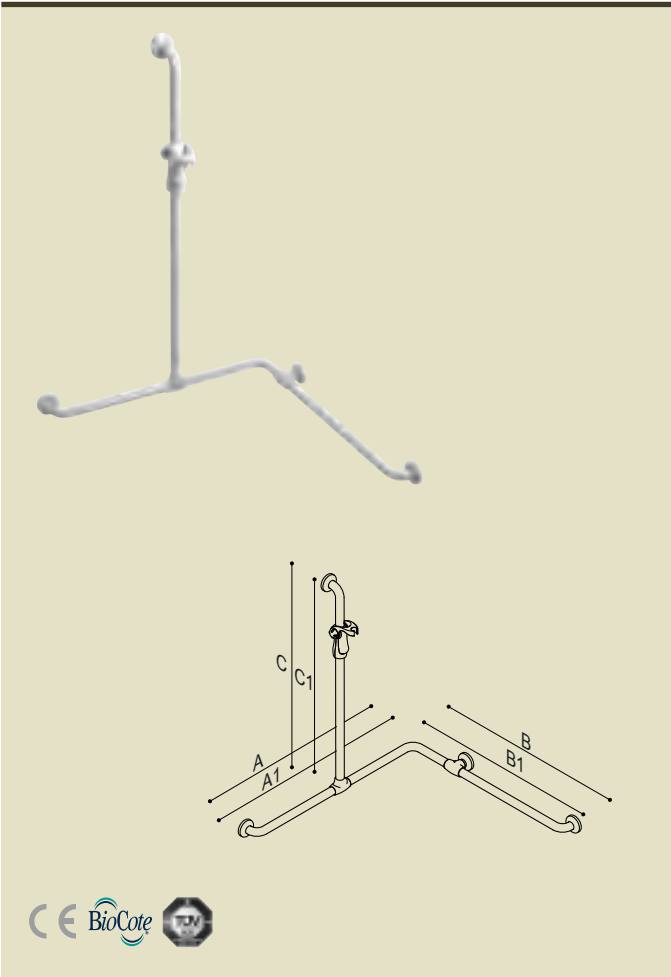
Code	Dimensions [AxBxC] mm.	[A1] mm.
G27JDS29xx	700x150x220	628



Safety grab rail with 90° corner

Dimensions 600x300 mm. Grab rail Ø 33mm with vinyl coating and zinc-plated steel internal tube. Antislip coating, no junctions. Active and long lasting antimicrobial protection based on silver ions. Wall clearance 50 mm. Wall fixing kit Ø 72 mm. Concealed fixing kit. Fixing screws included. Fit for installation in bath and shower areas to enable the person to grab for standing and elevating from lower position. Equipped with ergonomic and adjustable shower head holder Y87JOS04xx. TÜV certified for loading up to 150 kilos. Available colours as per colour card.

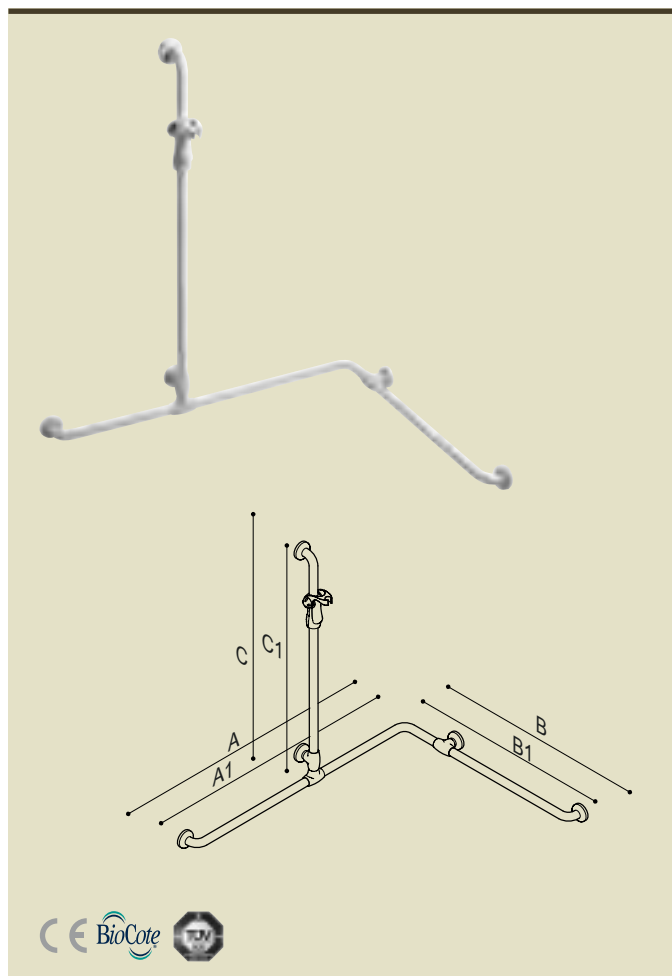
	Left handed	G27JOL01xx
	Dimensions [AxBxC]	672x83x1172 mm
	Right handed	G27JOR01xx
	Dimensions [AxBxC]	672x83x1172 mm



Safety handrail for corner with vertical arm

Grab rail Ø 33mm with vinyl coating and zinc-plated steel internal tube. Antislip coating, no junctions. Active and long lasting antimicrobial protection based on silver ions. Wall clearance 50 mm. Wall fixing kit Ø 72 mm. Concealed fixing kit. Fixing screws included. Fit for installation in bath and shower areas to enable the person to grab for standing and elevating from lower position. Equipped with ergonomic and adjustable shower head holder Y87JOS04xx. Left or right assembling. TÜV certified for loading up to 150 kilos. Available colours as per colour card.

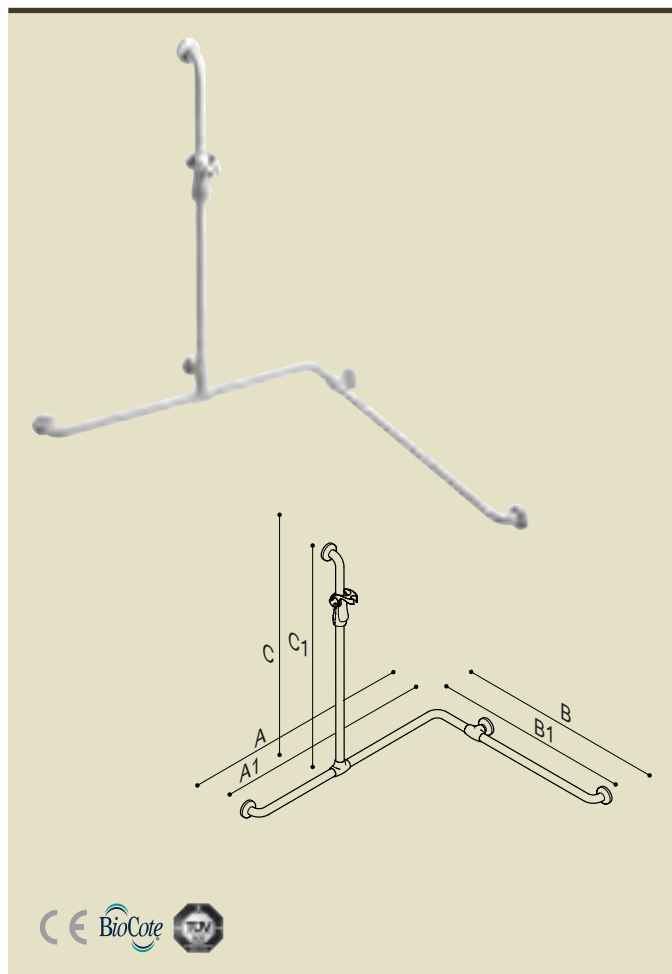
Code	Dimensions	
	[AxBxC] mm.	[A1xB1xC1] mm.
G27JOS04xx	836x836x1172	800x800x1100



Safety handrail for corner with vertical arm

Grab rail Ø 33mm with vinyl coating and zinc-plated steel internal tube. Antislip coating, no junctions. Active and long lasting antimicrobial protection based on silver ions. Wall clearance 50 mm. Wall fixing kit Ø 72 mm. Concealed fixing kit. Fixing screws included. Fit for installation in bath and shower areas to enable the person to grab for standing and elevating from lower position. Equipped with ergonomic and adjustable shower head holder Y87JOS04xx. Left or right assembling. TÜV certified for loading up to 150 kilos. Available colours as per colour card.

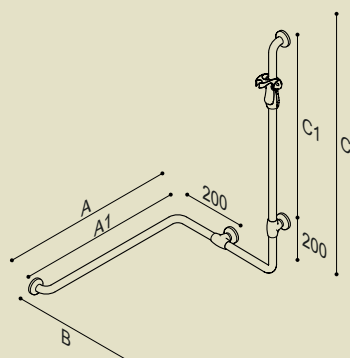
Code	Dimensions	
	[AxBxC] mm.	[A1xB1xC1] mm.
G27JOS05xx	836x956x1172	800x920x1100



Safety handrail for corner with vertical arm

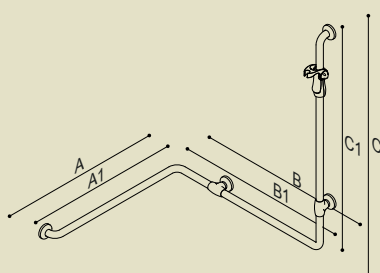
Grab rail Ø 33mm with vinyl coating and zinc-plated steel internal tube. Antislip coating, no junctions. Active and long lasting antimicrobial protection based on silver ions. Wall clearance 50 mm. Wall fixing kit Ø 72 mm. Concealed fixing kit. Fixing screws included. Fit for installation in bath and shower areas to enable the person to grab for standing and elevating from lower position. Equipped with ergonomic and adjustable shower head holder Y87JOS04xx. Left or right assembling. TÜV certified for loading up to 150 kilos. Available colours as per colour card.

Code	Dimensions	
	[AxBxC] mm.	[A1xB1xC1] mm.
G27JOS08xx	956x956x1172	920x920x1100



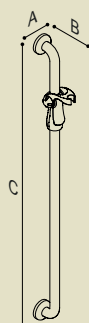
Safety handrail for corner with vertical arm at one end
 Grab rail Ø 33mm with vinyl coating and zinc-plated steel internal tube. Antislip coating, no junctions. Active and long lasting antimicrobial protection based on silver ions. Wall clearance 50 mm. Wall fixing kit Ø 72 mm. Concealed fixing kit. Fixing screws included. Fit for installation in bath and shower areas to enable the person to grab for standing and elevating from lower position. Equipped with ergonomic and adjustable shower head holder Y87JOS04xx. Left or right assembling. TÜV certified for loading up to 150 kilos. Available colours as per colour card.

Code	Dimensions	
	[AxBxC] mm.	[A1xB1xC1] mm.
G27JOS11xx	436x836x1172	400x800x1100



Safety handrail for corner with vertical arm at one end
 Grab rail Ø 33mm with vinyl coating and zinc-plated steel internal tube. Antislip coating, no junctions. Active and long lasting antimicrobial protection based on silver ions. Wall clearance 50 mm. Wall fixing kit Ø 72 mm. Concealed fixing kit. Fixing screws included. Fit for installation in bath and shower areas to enable the person to grab for standing and elevating from lower position. Equipped with ergonomic and adjustable shower head holder Y87JOS04xx. Left or right assembling. TÜV certified for loading up to 150 kilos. Available colours as per colour card.

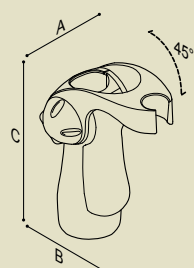
Code	Dimensions	
	[AxBxC] mm.	[A1xB1xC1] mm.
G27JOS06xx	836x836x1172	800x800x1100
G27JOS10xx	956x956x1172	920x920x1100



Vertical shower rail

Grab rail Ø 33mm with vinyl coating and zinc-plated steel internal tube. Antislip coating, no junctions. Active and long lasting antimicrobial protection based on silver ions. Wall clearance 50 mm. Wall fixing kit Ø 72 mm. Concealed fixing kit. Fixing screws included. Fit for installation in bath and shower areas to enable the person to grab for standing and elevating from lower position. Equipped with ergonomic and adjustable shower head holder Y87JOS04xx. TÜV certified for loading up to 150 kilos. Available colours as per colour card.

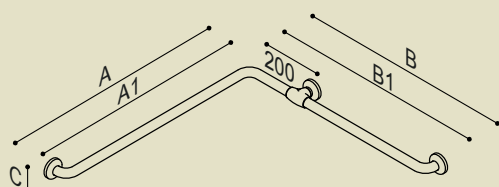
Code	Dimensions	
	[AxBxC] mm.	[A1] mm.
G27JOS13xx	72x83x772	700
G27JOS14xx	72x83x972	900
G27JOS01xx	72x83x1172	1100



Ergonomic shower head holder, adjustable using only one hand

Expandable and fit for shower rail and handrails, easy upper and lower stepless adjustment. Available colours as per colour card.

Code	Dimensions	
	[AxBxC] mm.	
Y87JOS04xx	95x116x163	

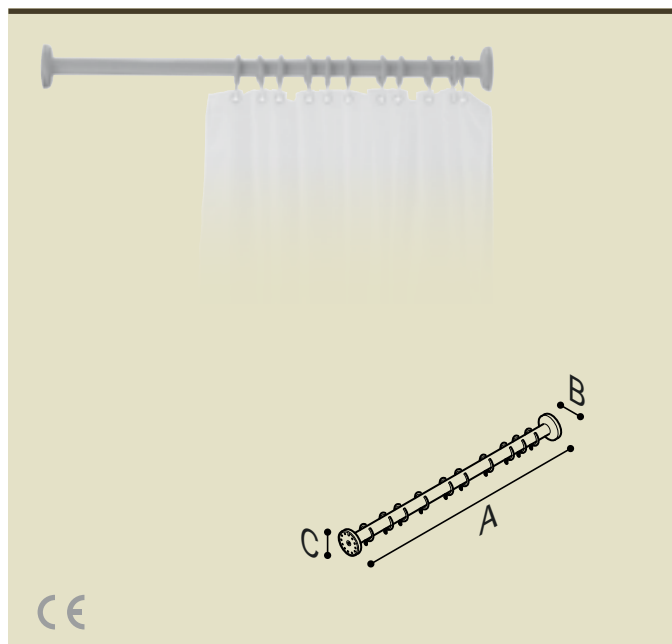


Safety handrail for corner installation

Grab rail Ø 33mm with vinyl coating and zinc-plated steel internal tube. Antislip coating, no junctions. Active and long lasting antimicrobial protection based on silver ions. Wall clearance 50 mm. Wall fixing kit Ø 72 mm. Concealed fixing kit. Fixing screws included. Fit for installation in bath and shower areas to enable the person to grab for standing and elevating from lower position. Left or right assembling. This article is manufactured in conformity of DIN 18040-1/2 norm. Available colours as per colour card.

Code	Dimensions	
	[AxBxC] mm.	[A1xB1] mm.
G27JBS02xx	836x836x72	800x800
G27JBS03xx	1036x1036x72	1000x1000

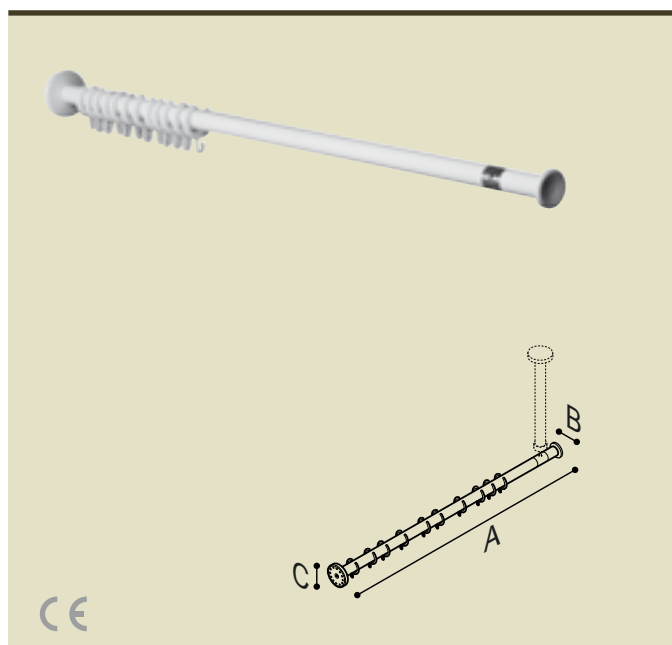




Shower curtain rods

Urban People shower curtain rods with polyamide coated rail Ø 33 mm having internal aluminium tube. Wall fixing kit Ø 72 mm in steel with cover flange. The rod can be shortened when assembling it. Equipped with POM curtain rings. Steel screws and bolts included. Available colours as per colour card.

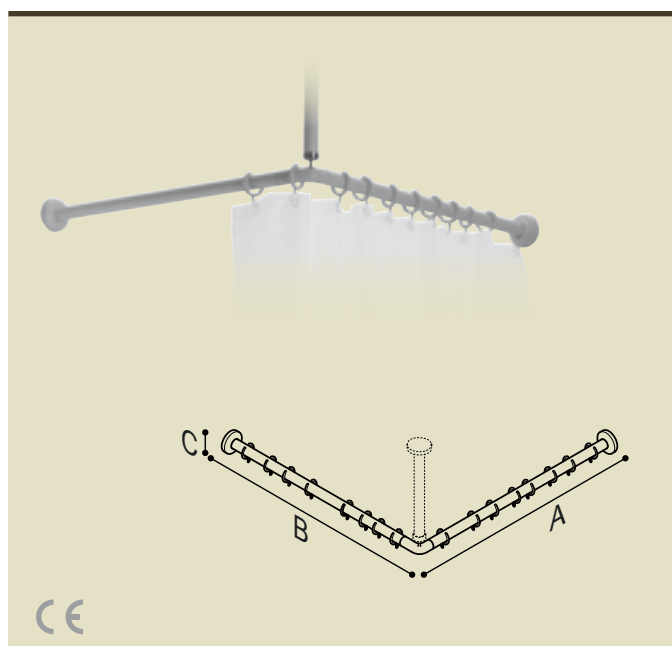
Code	Dimensions [AxBxC] mm.	Rings
G27JRS02xx	900x72x72	9
G27JRS03xx	1000x72x72	10
G27JRS04xx	1100x72x72	11
G27JRS05xx	1200x72x72	12
G27JRS06xx	1300x72x72	13
G27JRS07xx	1500x72x72	15
G27JRS08xx	1600x72x72	16
G27JRS09xx	1700x72x72	17



Straight shower curtain rods

Urban People shower curtain rods with polyamide coated rail Ø 33 mm having internal aluminium tube, suitable to be used as room partition. 1200 mm length. Fixing kit Ø 72 mm in steel with cover flange from one side and cover cap on the other one. The rod can be shortened when assembling it. Expandable by means of ceiling junctions to be selected from the same Series. Equipped with POM curtain rings. Fixing screws and bolts included. Available colours as per colour card.

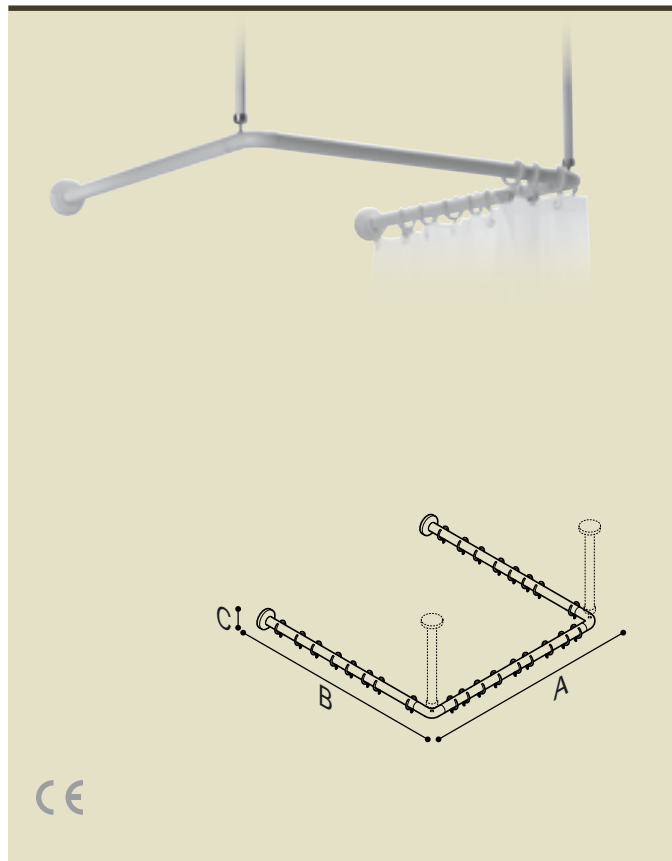
Code	Dimensions [AxBxC] mm.	Rings
G27JRS32xx	1500x72x72	6



L-shaped shower curtain rods

Urban People L-shaped shower curtain rods with polyamide coated rail Ø 33 mm having internal aluminium tube. Concealed wall fixing kit Ø 72 mm in steel with cover flange. The rod can be shortened when assembling it. Equipped with POM curtain rings. Fixing screws and bolts included. Available colours as per colour card.

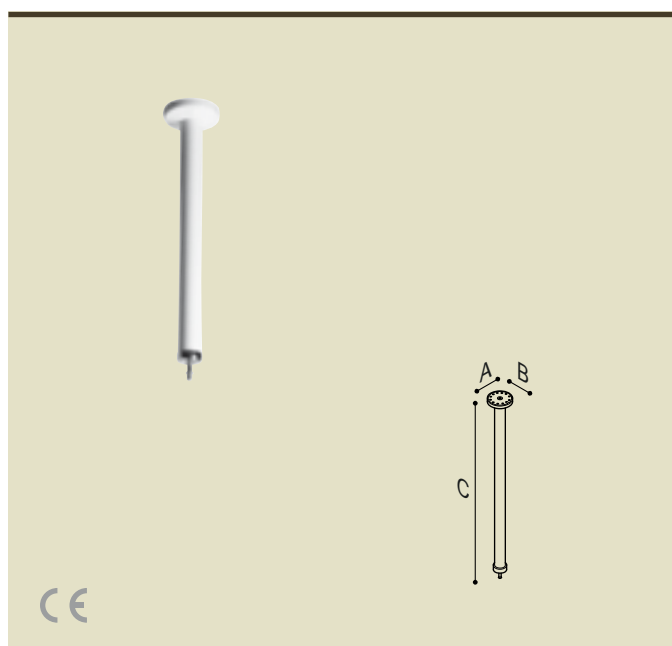
Code	Dimensions [AxBxC] mm.	Rings
G27JRS11xx	836x836x72	16
G27JRS12xx	936x936x72	18
G27JRS13xx	1036x1036x72	22
G27JRS14xx	1236x1236x72	25
G27JRS15xx	1536x1536x72	30



U-shaped shower curtain rods

Urban People U-shaped shower curtain rods with polyamide coated rail Ø 33 mm having internal aluminium tube. Concealed wall fixing kit Ø 72 mm in steel with cover flange. The rod can be shortened when assembling it. Equipped with POM curtain rings. Fixing screws and bolts included. The suitable curtains can be selected from the ones of Series Eifa. Available colours as per colour card.

Code	Dimensions		Rings
	[AxBxC] mm.	[B1] mm.	
G27JRS22xx	1072x1016,5x70	944,5	30
G27JRS23xx	1272x1216,5x70	1144,5	35
G27JRS24xx	1572x1516,5x70	1444,5	45



Junction rod for ceiling mounting

Urban People junction rod for shower rod ceiling mounting with polyamide coated rail Ø 33 mm having internal aluminium tube. Concealed wall fixing kit Ø 72 mm in steel with cover flange. The rod can be shortened when assembling it. Fixing steel screws and bolts included. Available colours as per colour card.

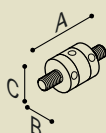
Code	Dimensions	
	[AxBxC] mm.	
G27JTS10xx	72x72x400	
G27JTS11xx	72x72x500	
G27JTS12xx	72x72x600	
G27JTS13xx	72x72x1000	



Shower curtain ring

Shower curtain ring Y87JSS03 in polyoxymethylene (POM) with hook. High stiffness and low coefficient of friction. Brandname Delrin (DuPont).

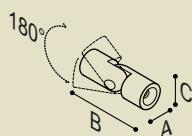
Code	Dimensions	
	[AxBxC] mm.	
Y87JSS03	57x9,5x80,4	



Connecting joint

Connecting joint in anodized aluminium. It is needed for connecting two curtain shower rods in order to extend an already installed shower rod.
Expansion bolts included.

Code	Dimensions
	[AxBxC] mm.
Y88SDS68	75x32x32

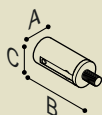


Ball joint

Ball joint specially conceived for ceiling mounting of shower curtain rods up to 180° in anodized aluminium.
Expansion bolts included.

Code	Dimensions
	[AxBxC] mm.
C91DFS01	98x32x32





Detachable joint

Joint for ceiling mounting of shower curtain rods in spring steel and aluminium, suitable for a tensile load on or about 50 Kilos for suicide prevention purpose. Expansion bolts included.

Code

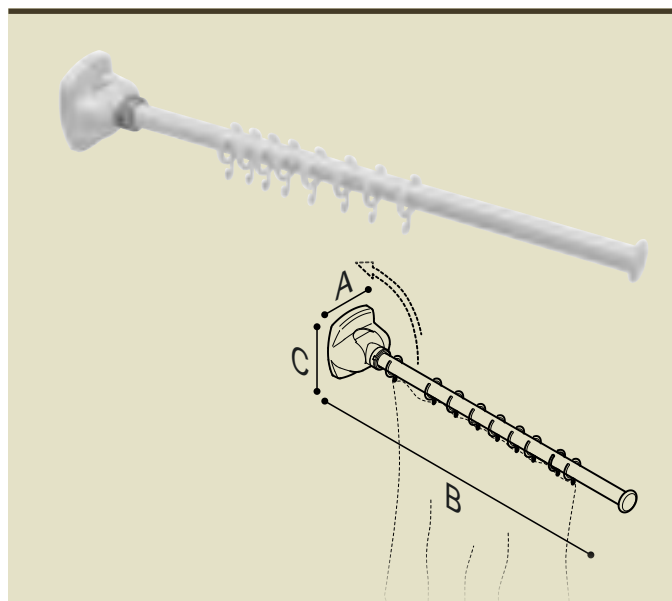
Dimensions

[AxBxC] mm.

Y88JNS17

32x88x32

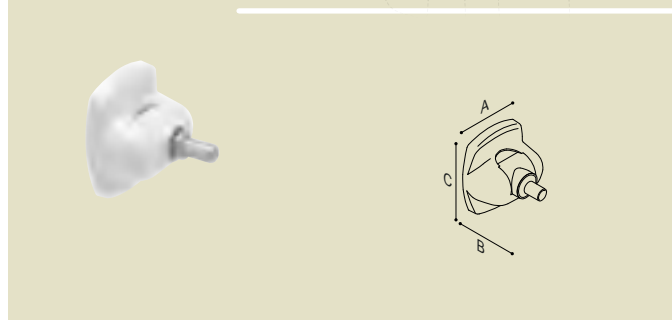




Folding shower splash guard, with removable rod
Urban People folding shower splash guard rod. Dimension 800 mm. Wall fixing plate in stainless steel with Nylon cover. Polyamide rod with internal aluminium tube, complete with 9 shower curtain rings in polyoxymethylene (POM). Concealed wall fixing kit. Available colours as per colour card.

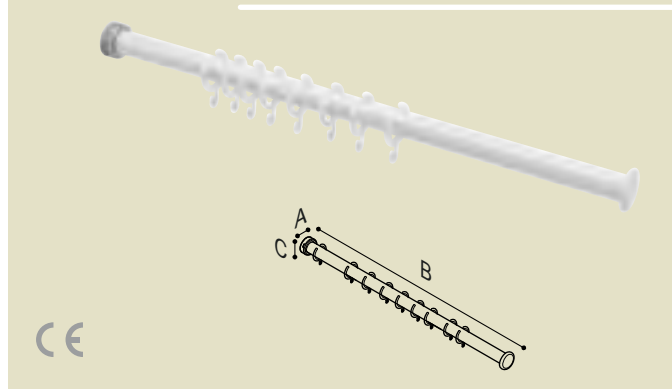
This rod cannot be used as grab support.

Code	Dimensions [AxBxC] mm.
G27JCS48xx	110x800x130,5



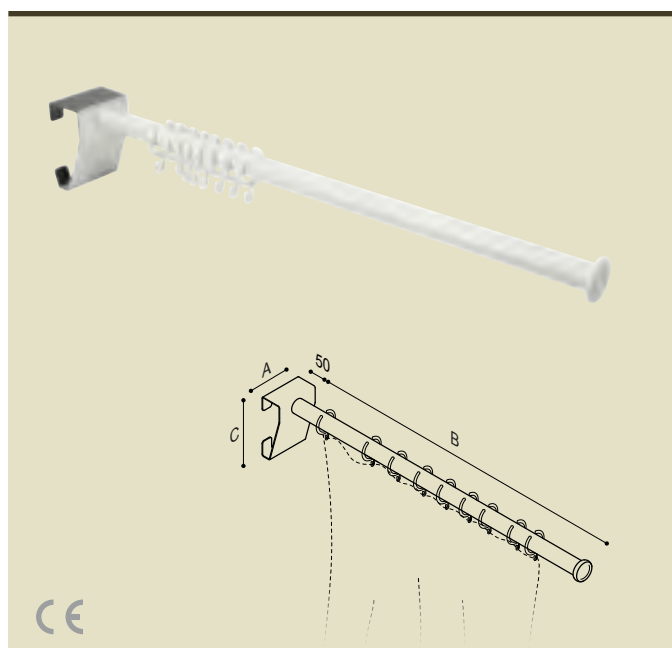
Wall fixing system, cover in polyamide and internal plate in stainless steel. Concealed fixing kit. Suitable for insertion of removable shower rod. Available colours as per colour card.

Code	Dimensions [AxBxC] mm.
Y87JIS48xx	110x115x130



Polyamide rod with internal aluminium tube to be assembled only on wall fixing system Y87JIS48xx, complete with 9 shower curtain rings in polyoxymethylene (POM). Available colours as per colour card.

Code	Dimensions [AxBxC] mm.
Y87JCS48xx	49,5x786x49,5

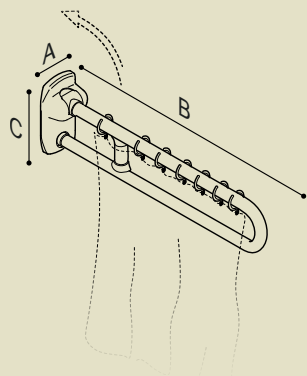



Removable shower splash guard rod
Urban People shower splash guard rod. Rod dimension 800 mm. Wall fixing plate in stainless steel. Rod with internal aluminium tube, polyamide coated, complete with 9 shower curtain rings in polyoxymethylene (POM).

This rod cannot be used as grab support.

Code	Dimensions [AxBxC] mm.
G27JCS80xx	100x850x145

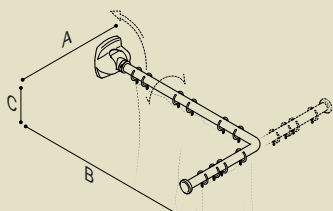





Folding shower splash guard grab rail

Urban People folding shower splash guard grab rail, having dimension 850 mm, with stepless braking system, upper and lower position folding. Wall fixing plate in stainless steel with polyamide cover. Grab rail Ø 33mm with vinyl coating and zinc-plated steel internal tube. Antislip coating, no junctions. Active and long lasting antimicrobial protection based on silver ions. Concealed fixing kit. Wall fixing screws not included. Suitable fixing kit to be chosen considering wall type and available from our selection (special steel execution to be chosen). Loading in conformity with DIN 18040-1/2 norm. Available colours as per colour card. Shower curtain rings in polyoxymethylene (POM) included. This grab rail can be used as support for standing or elevating from a lower position.

Code	Dimensions	Rings
	[AxBxC] mm.	
G27JCS33xx	110x850x205	9

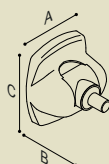


Folding shower splash guard, with L-shaped removable rod

Urban People folding shower splash guard rod. Dimension 800 x 370 mm. Wall fixing plate in stainless steel with Nylon cover. L-shaped steel, epoxy finish, rod complete with 9 shower curtain rings in polyoxymethylene (POM). Concealed wall fixing kit. Available colours as per colour card.

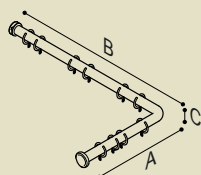

This rod cannot be used as grab support.

Code	Dimensions	Rings
	[AxBxC] mm.	
G27JCS49xx	370x800x130	9



Wall fixing system, cover in polyamide and internal plate in stainless steel. Concealed fixing kit. Suitable for insertion of removable shower rod. Available colours as per colour card.

Code	Dimensions	Rings
	[AxBxC] mm.	
Y87JIS48xx	110x115x130	














L-shaped steel, epoxy finish, rod insertable only on wall fixing system Y87JIS48xx, complete with 9 shower curtain rings in polyoxymethylene (POM). Available colours as per colour card.

Code	Dimensions	Rings
	[AxBxC] mm.	
Y87JCS49xx	370x685x40	



Grab rails - Urban People Range

 	<p>Slotted cover flange Y87JIS29 for shower handrails and corner grab rails. Made of polyamide. Active and long lasting antimicrobial protection based on silver ions.</p> <p>Code Y87JIS29xx</p>
 	<p>Cover flange, no cutting, Y87JIS30 for grab rails, shower handrails and corner grab rails. Made of polyamide. Active and long lasting antimicrobial protection based on silver ions.</p> <p>Code Y87JIS30xx</p>
	<p>Polyamide cover cap Y87JIS20xx fit for shower splash guard rod.</p> <p>Code Y87JIS20xx</p>
 	<p>Wall fixing cover plate Y87JIS40xx fit for folding shower grab rails of Urban People range. Active and long lasting antimicrobial protection based on silver ions. Available colours as per colour card.</p> <p>Code Y87JIS40xx</p>
	<p>Wall fixing base plate for wall fixing system used for folding grab rail and seats of Urban People range. The body is made of polyamide available in black colour only.</p> <p>Code Y87JIS46</p>
 	<p>Vinyl cover flange for wall grab rails fit for all wall grab rails of Urban People range. Active and long lasting antimicrobial protection based on silver ions. Available colours as per colour card.</p> <p>Code Y87JIS42xx</p>
	<p>Connecting joint in anodized aluminium with threaded pin for connecting the ceiling shower curtain rod.</p> <p>Code Y88JNS07</p>

Polished Stainless steel Range Features

An imperishable material, such as bright polished stainless steel combined with a classic linear shape are the main characteristics of this collection, offering the advantage of a longer life and easy cleaning. This range is fit for private houses but can also be ideal in busy public environments.

Materials

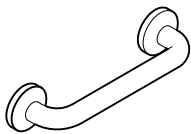
- Stainless steel AISI 304

Main peculiarities

- Bright finish
- No visible screws
- Smooth linear shape with no junctions between straight and curved elements
- Perfect for busy environments

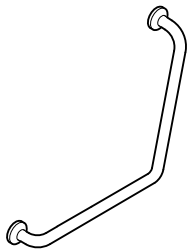


Basin area




Safety grab rails
Page 74

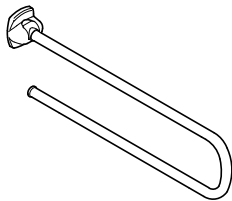
WC area



Safety corner grab rails
Page 74



Safety corner grab rail
Page 74




Safety folding grab rails
Page 75


Shower area



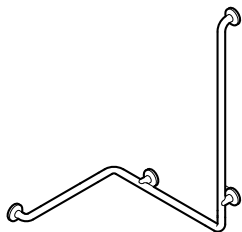
Safety corner shower handrails
Page 75



Vertical safety grab rails
Page 75

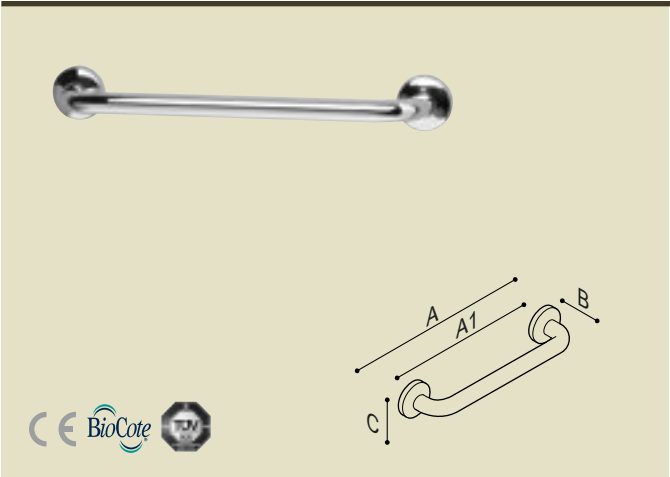


Safety corner grab rails
Page 76



Safety handrails with
vertical arm
Page 76

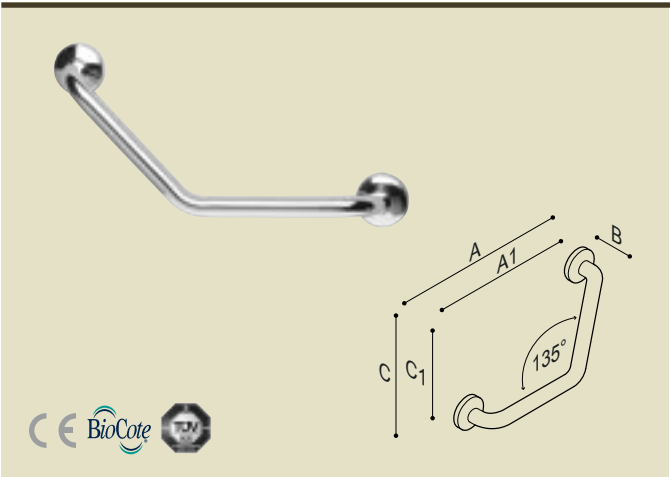




Straight safety grab rails

Polished Stainless steel straight safety grab rail, Ø 32x1.5 mm in AISI 304 stainless steel, no junctions. Wall clearance 50 mm. Concealed wall fixing kit Ø 80 mm with stainless steel flange cover and flange, fixing screws included.

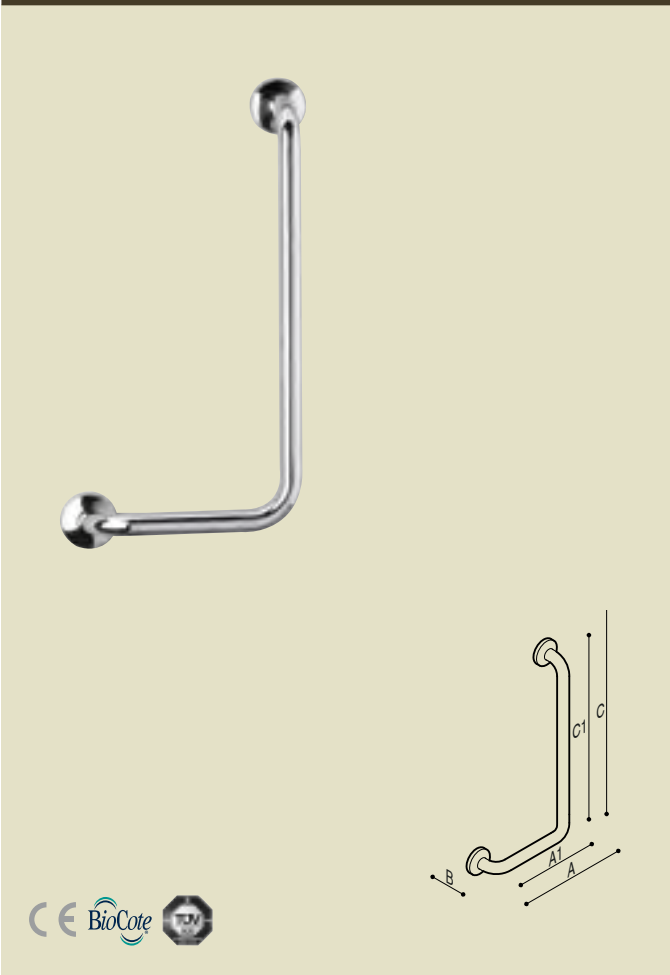
Code	Dimensions	
	[AxBxC] mm.	[A1] mm.
G29JAS01	350x100x80	270
G29JAS02	450x100x80	370
G29JAS03	550x100x80	470
G29JAS05	700x100x80	620



Safety corner grab rail 135°



Polished Stainless steel safety corner grab rail, Ø 32x1.5 mm in AISI 304 stainless steel, no junctions. Dimensions 555x275 mm. Wall clearance 50 mm. Concealed wall fixing kit Ø 80 mm with stainless steel flange cover and flange, fixing screws included. Horizontal and vertical adjustment. Fit for installation in bath and toilet areas, to enable the person to grab for elevating from lower position.

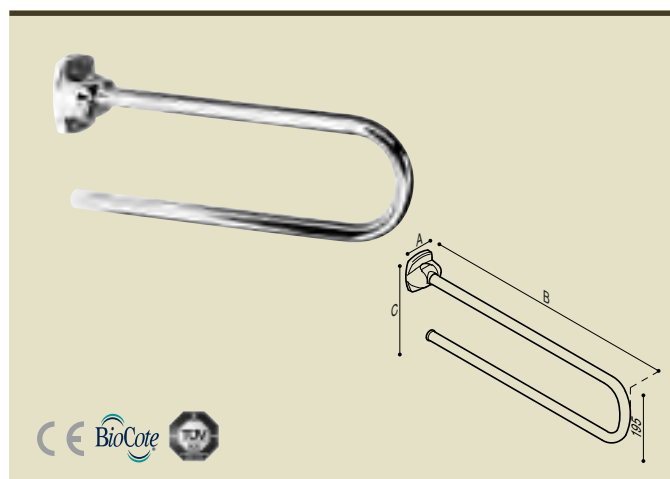
Code	Dimensions	
	[AxBxC] mm.	[A1xC1] mm.
G29JAS08	555x100x275	475x195



Safety corner grab rail 90°

Polished Stainless steel safety corner grab rail, Ø 32x1.5 mm in AISI 304 stainless steel, no junctions. Dimensions 600x350 mm. Wall clearance 50 mm. Concealed wall fixing kit Ø 80 mm with stainless steel flange cover and flange, fixing screws included. Horizontal and vertical adjustment. Fit for installation in bath and toilet areas, to enable the person to grab for elevating from lower position.

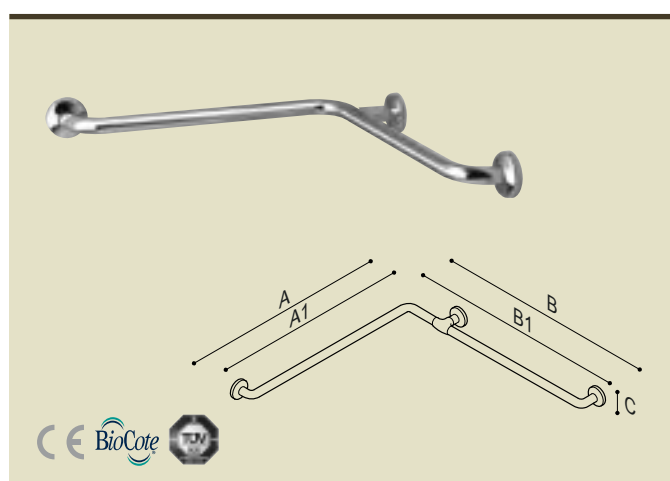
	Left handed	G29JBL19
	Dimensions [AxBxC]	350x100x660 mm
	Right handed	G29JBR19
	Dimensions [AxBxC]	350x100x660 mm



Safety folding grab rails

Polished Stainless steel safety folding grab rail with stepless braking system, upper and lower position folding. Wall fixing plate in stainless steel with PVD surface treatment cover. Grab rail, Ø 32x1.5 mm in AISI 304 stainless steel, no junctions. Concealed wall fixing kit. Wall fixing screws not included. Suitable fixing kit to be chosen considering wall type (special steel execution to be chosen).

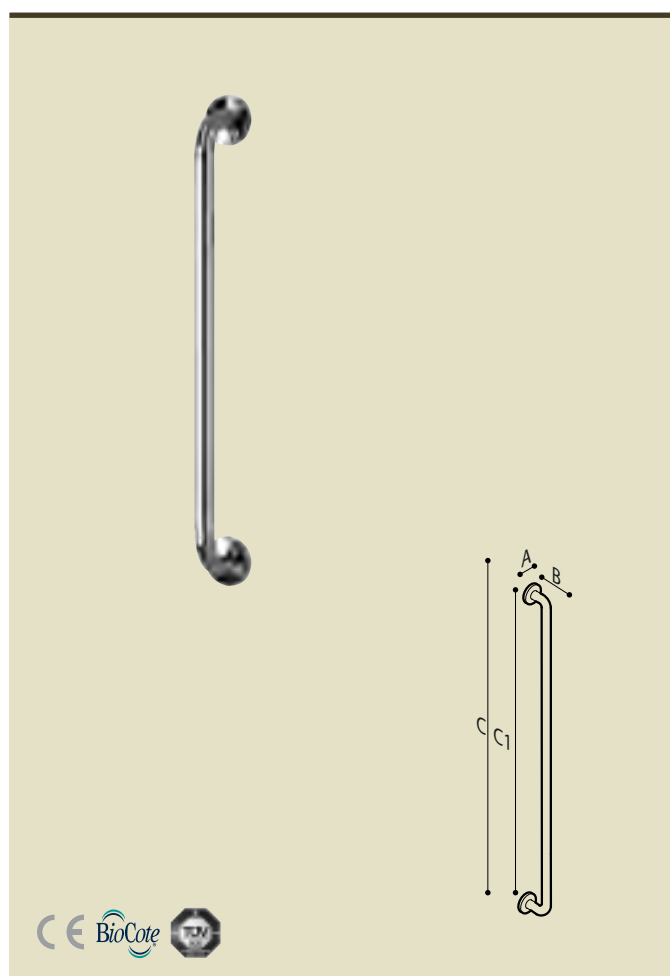
Code	Dimensions
	[AxBxC] mm.
G29JCS12	111x600x245



Safety handrail for corner installation

Polished Stainless steel safety handrail, Ø 32x1.5 mm in AISI 304 stainless steel, no junctions. Wall clearance 50 mm. Concealed wall fixing kit Ø 80 mm with stainless steel flange cover and flange, fixing screws included. Fit for installation in bath and toilet areas, to enable the person to grab for elevating from lower position. Left or right assembling.

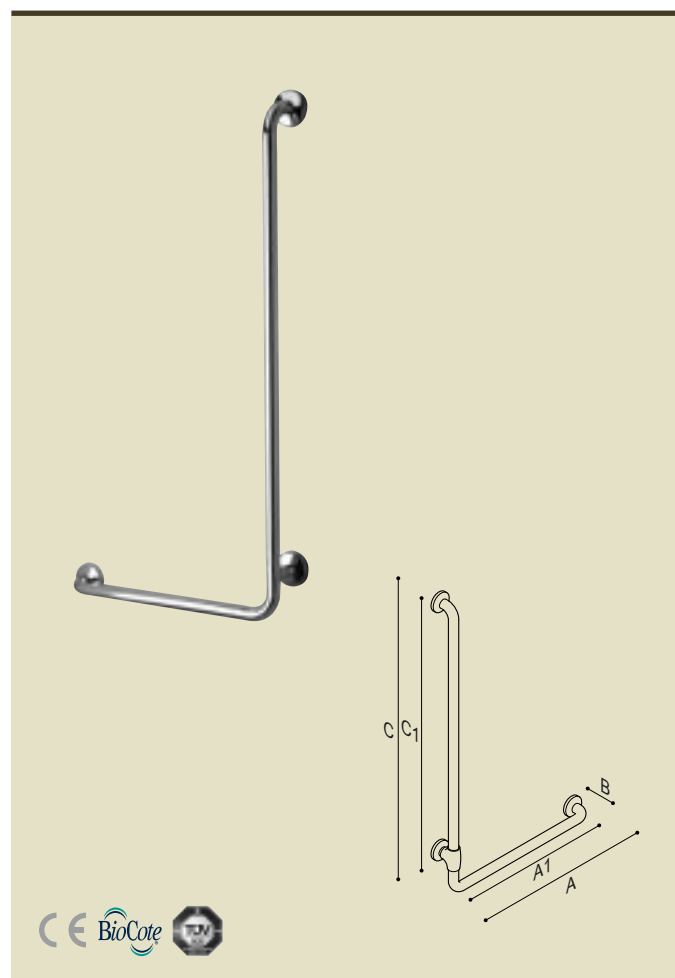
Code	Dimensions	
	[AxBxC] mm.	[A1xB1] mm.
G29JBS01	660x660x80	580x580



Safety vertical shower grab rail

Polished Stainless steel safety grab rail, Ø 32x1.5 mm in AISI 304 stainless steel, no junctions. Wall clearance 50 mm. Concealed wall fixing kit Ø 80 mm with stainless steel flange cover and flange, fixing screws included. Fit for installation in bath and toilet areas, to enable the person to grab for elevating from lower position.

Code	Dimensions	
	[AxBxC] mm.	[C1] mm.
G29JAS09	80x100x1200	1120



Safety grab rail with 90° corner

Polished Stainless steel safety corner grab rail, Ø 32x1.5 mm in AISI 304 stainless steel, no junctions. Dimensions 600x1200 mm. Wall clearance 50 mm.

Concealed wall fixing kit Ø 80 mm with stainless steel flange cover and flange, fixing screws included.

Fit for installation in bath and toilet areas, to enable the person to grab for elevating from lower position.



Left handed

G29JBL20

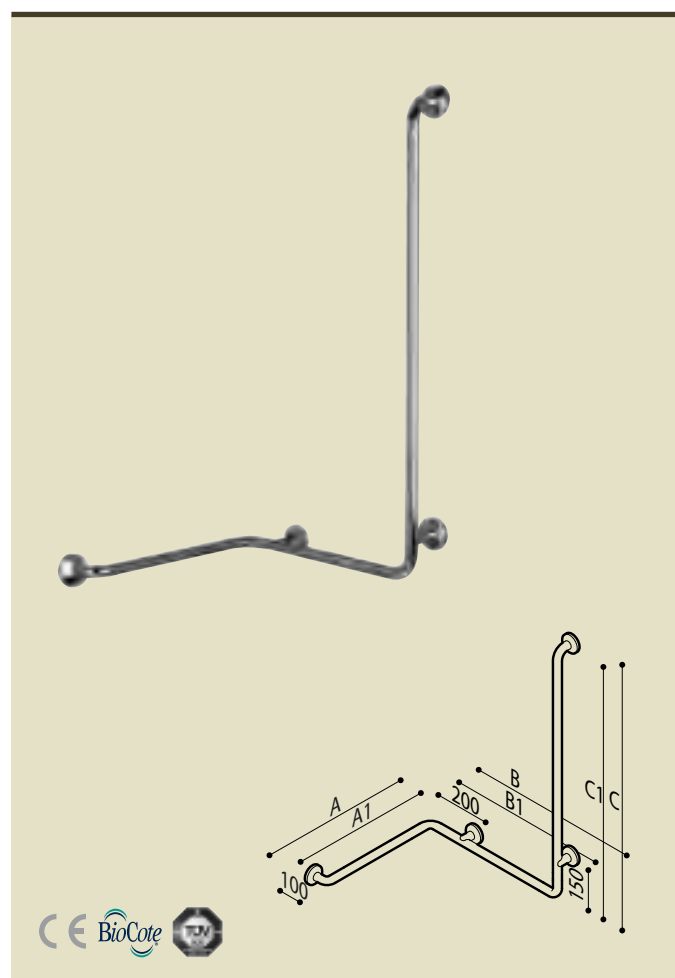
Dimensions [AxBxC] 660x100x1200 mm



Right handed

G29JBR20

Dimensions [AxBxC] 660x100x1200 mm



Safety handrail for corner with vertical arm at one end

Polished Stainless steel safety handrail for corner installation with vertical arm

Dimensions: A=1200mm, B=660mm, C=660mm.

Grab rail, Ø 32x1.5 mm in AISI 304 stainless steel, no junctions. Dimensions 600x1200 mm.

Wall clearance 50 mm.

Concealed wall fixing kit Ø 80 mm with stainless steel flange cover and flange, fixing screws included.

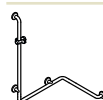
Fit for installation in bath and toilet areas, to enable the person to grab for elevating from lower position.



Left handed

G29JBL06

Dimensions [AxBxC] 660x660x1200 mm



Right handed

G29JBR06

Dimensions [AxBxC] 660x660x1200 mm

Seats and Stools


Thinking about safety for everybody inside the bathroom, we rarely take into consideration one of the most useful and indispensable safety elements: a seat. As a matter of fact, and regardless the age, sex, or motion ability, anyone of us may better perform our daily activities inside the bathroom in a seated position, for example washing our face, taking a shower or getting ready for a bath. Based upon this concept, Ponte Giulio has created a wide range of seats, stools and benches designed to meet different needs with the aim of making any bathroom environment safe and comfortable.

Materials

Considering the variety of products the most common are:

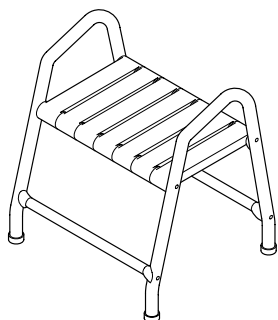
- Stainless steel AISI 304
- Zinc-plated steel
- Vinyl
- Acrylonitrile butadiene styrene (ABS)
- Polyamide

For specific reference of material involved see each single item.



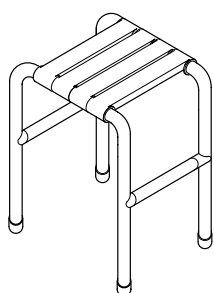
Seats and stools

Basin area

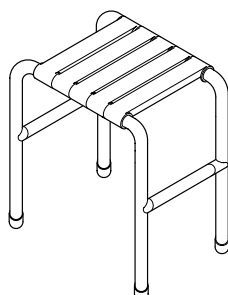


Shower stool with handless
Page 80

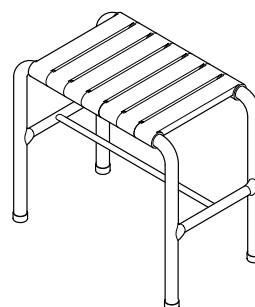
Shower area



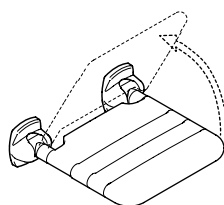
Shower stool
Page 80



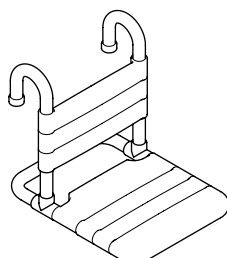
Shower stool
Page 80



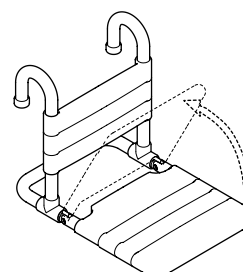
Shower bench
Page 81



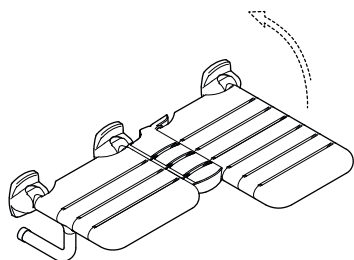
Shower folding seat
Page 81



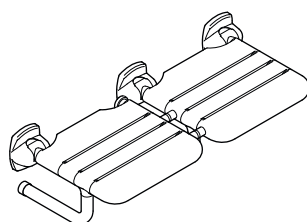
Removable hanging shower seat
Page 82



Removable hanging and folding shower seat
Page 82

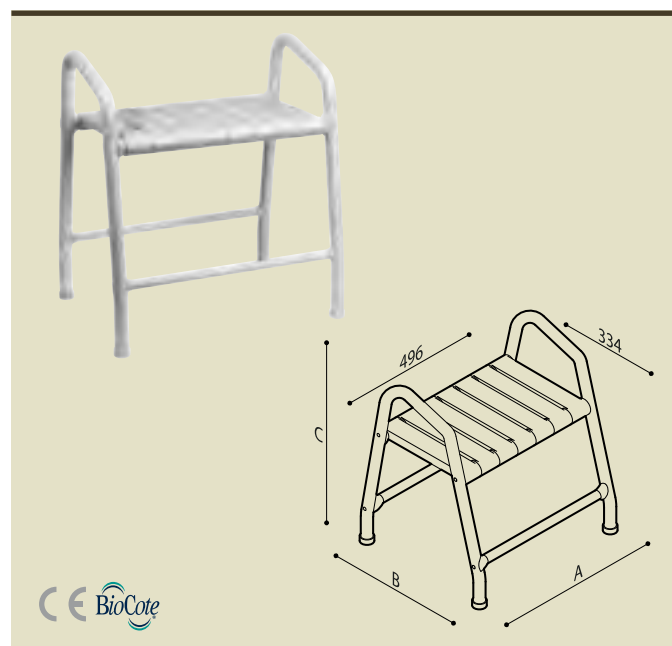


Folding asymmetric double seat
Page 83



Folding double seat
Page 83

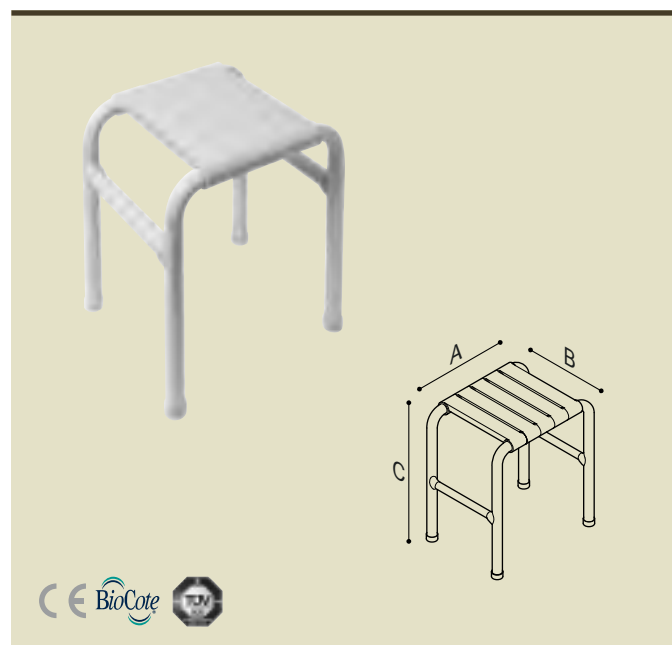




Shower stool with handles

Shower stool with seat surface of 480mm x 330 mm, 465 mm high, slats made of high quality polyamide-6, tubular structure with side grab rails in zinc-plated steel inside tube and vinyl coating, having active and long lasting antimicrobial protection based on silver ions. Side tubular rod for better stability and safety. Available in standard colours: (D2) Gray Stone, (D4) Dark Gray, (I1) Ivory, (I2) Biscuit, (P4) Prune, (R7) Ruby Red, (W1) White, (Y3) Light Yellow.

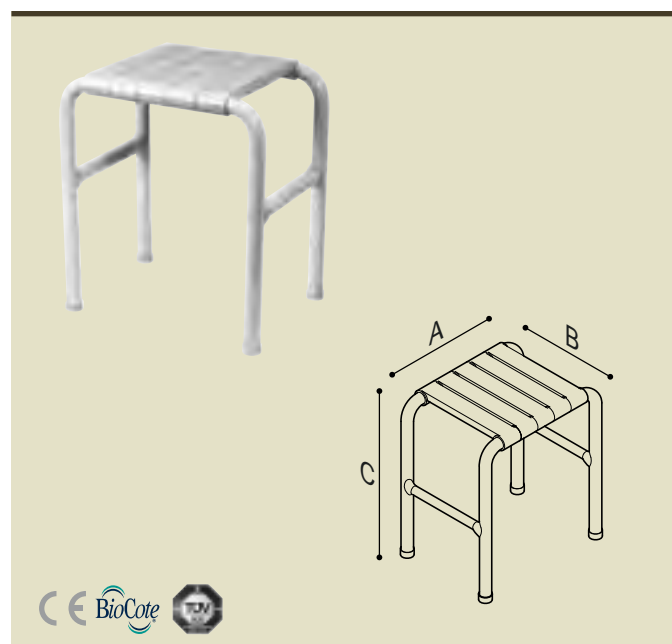
Code	Dimensions [AxBxC] mm.
G01JDS44xx	593x458x680



Shower stool

Shower stool with seat surface of 248mm x 334 mm, 500 mm high, slats made of high quality polyamide-6, tubular structure with side grab rails in zinc-plated steel inside tube and vinyl coating, having active and long lasting antimicrobial protection based on silver ions. Available in standard colours: (D2) Gray Stone, (D4) Dark Gray, (I1) Ivory, (I2) Biscuit, (P4) Prune, (R7) Ruby Red, (W1) White, (Y3) Light Yellow.

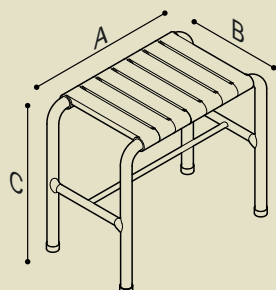
Code	Dimensions [AxBxC] mm.
G40JDS30xx	334x385x500



Shower stool

Shower stool with seat surface of 310 mm x 334 mm, 500 mm high, slats made of high quality polyamide-6, tubular structure with side grab rails in zinc-plated steel inside tube and vinyl coating, having active and long lasting antimicrobial protection based on silver ions. Available in standard colours: (D2) Gray Stone, (D4) Dark Gray, (I1) Ivory, (I2) Biscuit, (P4) Prune, (R7) Ruby Red, (W1) White, (Y3) Light Yellow.

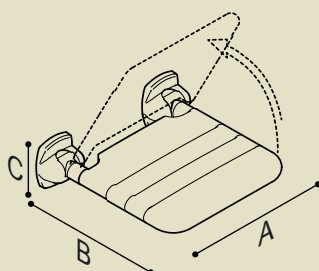
Code	Dimensions [AxBxC] mm.
G01JDS31xx	334x410x500



Shower stool

Shower stool with seat surface of 496 mm x 334 mm, 500 mm high, slats made of high quality polyamide-6, tubular structure with side grab rails in zinc-plated steel inside tube and vinyl coating, having active and long lasting antimicrobial protection based on silver ions. Available in standard colours: (D2) Gray Stone, (D4) Dark Gray, (I1) Ivory, (I2) Biscuit, (P4) Prune, (R7) Ruby Red, (W1) White, (Y3) Light Yellow.

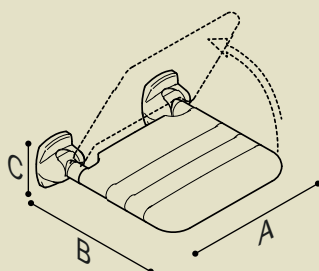
Code	Dimensions [AxBxC] mm.
G01JDS41xx	630x334x500



Folding shower seat

Folding shower seat for wall assembling with slats made of high quality polyamide-6, seat surface 334 mm x309 mm in high quality polyamide coating, tubular structure in zinc-plated steel inside tube and vinyl coating, having active and long lasting antimicrobial protection based on silver ions. Two steel wall fixing plates with plastic covers. Space saving in upper folded position. Easy assembling. Wall fixing screws and bolts not included. Suitable fixing kit to be chosen considering wall type and available from our selection (special steel execution to be chosen). Loading capacity in conformity of DIN 18040-1/2 norm. Available in standard colours: (D2) Gray Stone, (D4) Dark Gray, (I1) Ivory, (I2) Biscuit, (P4) Prune, (R7) Ruby Red, (W1) White, (Y3) Light Yellow.

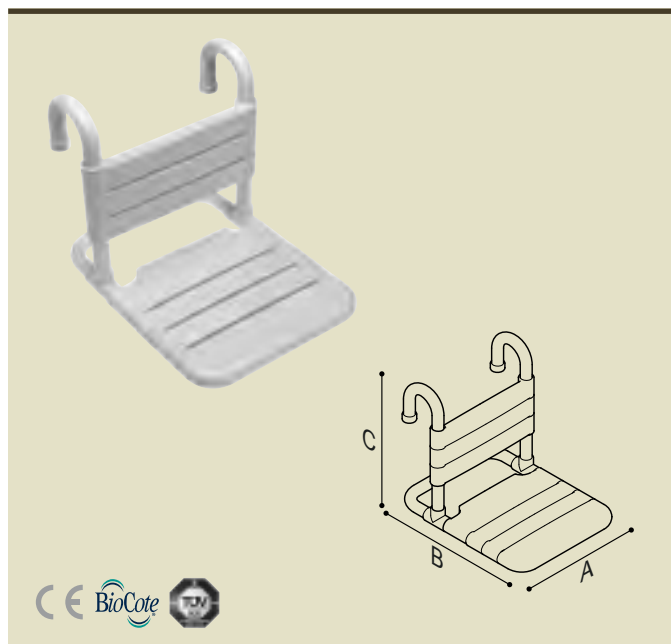
Code	Dimensions [AxBxC] mm.
G27JDS01xx	334x380x130



Folding shower seat

Folding shower seat for wall assembling with slats made of high quality polyamide-6, seat surface 381 mm x309 mm in high quality polyamide coating, tubular structure in zinc-plated steel inside tube and vinyl coating, having active and long lasting antimicrobial protection based on silver ions. Two steel wall fixing plates with plastic covers. Space saving in upper folded position. Easy assembling. Wall fixing screws and bolts not included. Suitable fixing kit to be chosen considering wall type and available from our selection (special steel execution to be chosen). Loading capacity in conformity of DIN 18040-1/2 norm. Available in standard colours: (D2) Gray Stone, (D4) Dark Gray, (I1) Ivory, (I2) Biscuit, (P4) Prune, (R7) Ruby Red, (W1) White, (Y3) Light Yellow.

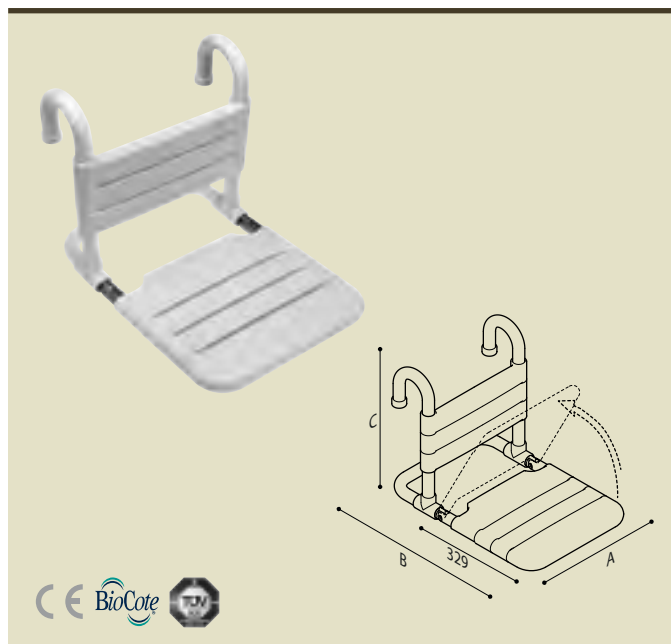
Code	Dimensions [AxBxC] mm.
G27JDS02xx	381x380x130



Removable hanging shower seat

Removable hanging shower seat for wall assembling with polyamide-6 slats, to be hanged on straight grab bars of Series Maxima and Urban People. Surface 388x329 mm., tubular structure in zinc-plated steel inside tube and vinyl coating, having active and long lasting antimicrobial protection based on silver ions. Slat back rest included. Loading capacity in conformity of DIN 18040-1/2 norm. Available in standard colours: (D2) Gray Stone, (D4) Dark Gray, (I1) Ivory, (I2) Biscuit, (P4) Prune, (R7) Ruby Red, (W1) White, (Y3) Light Yellow.

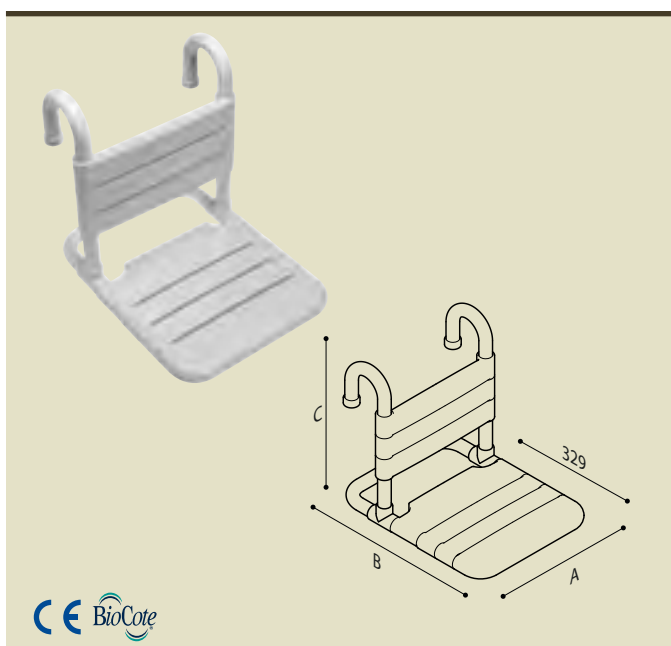
Code	Dimensions [AxBxC] mm.
G40JDS41xx	388x510,5x449,5



Removable hanging and folding shower seat

Removable hanging and folding shower seat for wall assembling with polyamide-6 slats, to be hanged on straight grab bars of Series Maxima and Urban People. Surface 388x329 mm., tubular structure in zinc-plated steel inside tube and vinyl coating, having active and long lasting antimicrobial protection based on silver ions. Slat back rest included. Loading capacity in conformity of DIN 18040-1/2 norm. Available in standard colours: (D2) Gray Stone, (D4) Dark Gray, (I1) Ivory, (I2) Biscuit, (P4) Prune, (R7) Ruby Red, (W1) White, (Y3) Light Yellow.

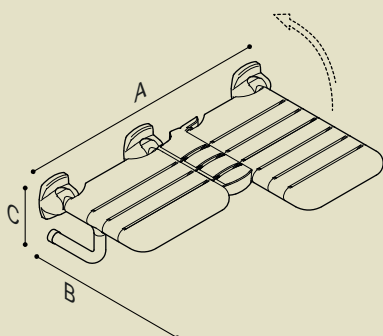
Code	Dimensions [AxBxC] mm.
G40JDS40xx	388x572x449,5



Removable hanging shower seat

Removable hanging shower seat for wall assembling with polyamide-6 slats, to be hanged on straight grab bars of Series Maxima and Urban People. Surface 330 mm x 329 mm in, tubular structure in zinc-plated steel inside tube and vinyl coating, having active and long lasting antimicrobial protection based on silver ions. Slat back rest included. Loading capacity in conformity of DIN 18040-1/2 norm. Available in standard colours: (D2) Gray Stone, (D4) Dark Gray, (I1) Ivory, (I2) Biscuit, (P4) Prune, (R7) Ruby Red, (W1) White, (Y3) Light Yellow.

Code	Dimensions [AxBxC] mm.
G40JDS17xx	334x510,5x449,5



Folding asymmetric double seat

Folding asymmetric double seat with slat seat, fit for the use in the shower area, having nice aesthetic appearance, easy cleaning, comfortable, safe and utterly solid structure free from any kind of elements which may cause accidents. This pre-assembled article has a structure in galvanized steel inside tube, in conformity of EN 10240 A.I Norm and outside non-toxic biocompatible Vinyl coating. The seat has 6-polyamide slats. High percentage recycled and recyclable and environmental friendly raw materials are used for its manufacture. All the surface of the item is treated with a antimicrobial protection in accordance with ISO 22196 Norm, lowering down the levels of bacteria, mildews, fungus of at least 99,9% within 24 hours and warranting an antimicrobial effectiveness for the entire life of the article. The wall fixing is secured by means of stainless steel AISI 304 plates equipped with 6-polyamide leveling counter-plates. This fixing kit is completed by quick plug-in polished 6-polyamide cover plates, which hides the screw heads and fall arrest protection clutch. Available in standard colours: (D2) Gray Stone, (D4) Dark Gray, (I1) Ivory, (I2) Biscuit, (P4) Prune, (R7) Ruby Red, (W1) White, (Y3) Light Yellow



Left handed

G02JDL29xx

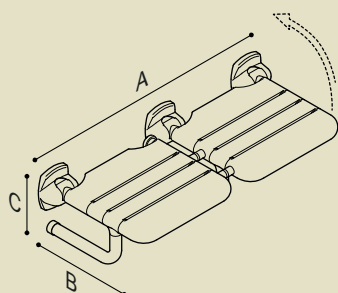

Dimensions [AxBxC] 867x567x237,5 mm



Right handed

G02JDR29xx

Dimensions [AxBxC] 867x567x237,5 mm



Folding double seat

Folding double seat with slat seat, fit for the use in the shower area, having nice aesthetic appearance, easy cleaning, comfortable, safe and utterly solid structure free from any kind of elements which may cause accidents. This pre-assembled article has a structure in galvanized steel inside tube, in conformity of EN 10240 A.I Norm and outside non-toxic biocompatible Vinyl coating. The seat has 6-polyamide slats. High percentage recycled and recyclable and environmental friendly raw materials are used for its manufacture.

All the surface of the item is treated with a antimicrobial protection in accordance with ISO 22196 Norm, lowering down the levels of bacteria, mildews, fungus of at least 99,9% within 24 hours and warranting an antimicrobial effectiveness for the entire life of the article. The wall fixing is secured by means of stainless steel AISI 304 plates equipped with 6-polyamide leveling counter-plates. This fixing kit is completed by quick plug-in polished 6-polyamide cover plates, which hides the screw heads and fall arrest protection clutch.

Available in standard colours: (D2) Gray Stone, (D4) Dark Gray, (I1) Ivory, (I2) Biscuit, (P4) Prune, (R7) Ruby Red, (W1) White, (Y3) Light Yellow

Code

Dimensions

[AxBxC] mm.

G02JDS22xx

867x381x231,5



Sanitaryware

The WC-bowls and wash basins offered by Ponte Giulio are particularly fit for persons having reduced motor skills or physically challenged. The wash basins and consoles foresee in fact an adequate space for elbow rest. The WC-bowl in the hanging and lengthened version enables an easy approach and positioning for the person both able-bodied or in a wheelchair. The front opening facilitates the operator assisting the physically challenged person.

All offered sanitaryware is manufactured in modern shapes and may be suitable for furnishing both private and public environments.

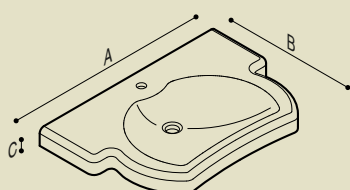
Materials

Considering the variety of products the most common are:

- Raw materials
- Vitreous-china

For specific reference of material involved see each single item.



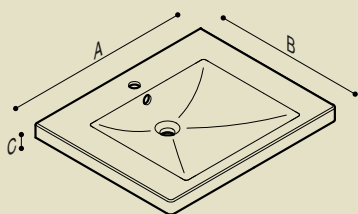


Ergonomic console with elbow rest and relieved shaped outside edge

Ergonomic console particularly fit for elderly and disabled people.

The item is manufactured in white vitreous-china with elbow rest and a lower edge relieved shaped to offer a safe grip to the person having reduced motor skills or physically challenged. It is equipped with single tap hole for installation of single lever mixer and overflow.

Code	Dimensions [AxBxC] mm.	Line
B40CNS01	810x540x225	Older

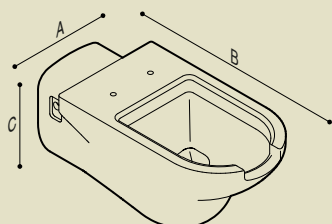


Ergonomic wash basin

Ergonomic wash basin particularly fit for elderly and disabled people.

The item is manufactured in white vitreous-china and equipped with single tap hole for installation of single lever mixer and overflow.

Code	Dimensions [AxBxC] mm.	Line
B43CMS01	700x570x150	470



Hanging WC-bowl with lengthened bowl having front opening

Hanging WC-bowl with lengthened bowl having front opening particularly fit for elderly and disabled people.

The item is manufactured in white vitreous-china and equipped with wall drain, basin, hydraulic siphon, integrated water distribution system (brida) for washing the inside bowl walls and for personal cleaning, smooth surface in touch with waste and drain water, sizes fit for connection to drain pipes, in conformity of UNI Norms actually in force.

Code	Dimensions [AxBxC] mm.	Line
B43CAO01	360x750x370	470

Bath accessories

Features

The personalisation of a bathroom environment can easily be achieved with simple additions such as a mirror or a cloth holder.

Ponte Giulio offers products suitable for a variety of uses both in domestic or public areas, hospitals or hotels, supplying technical and aesthetic solutions suitable for many uses, and offering enhanced safety, quality and style.

Materials

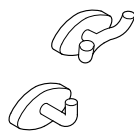
Considering the variety of products the most common are:

- Stainless steel AISI 304
- Polyamide
- Aluminium
- Glass
- Polymethylmethacrylate (PMMA)
- Polyoxymethylene (POM)

For specific reference of material involved see each single item.



Basin area



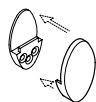
Robe hook
Page 90



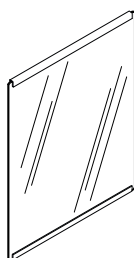
Corner sponge holder
Page 90



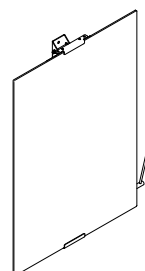
Box holder
Page 93



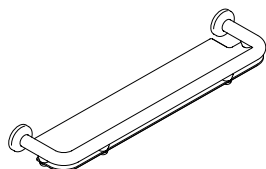
Mirror holder
Page 91



Tilting mirror
Page 91

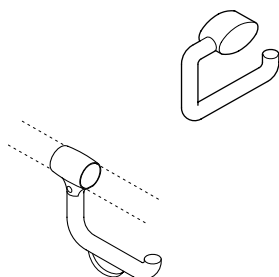


Tilting mirror
Pages 92

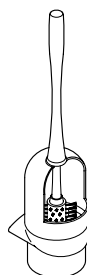


Shelf with tubular frame
Pages 93

WC area

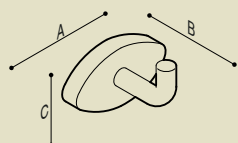


Paper roll holder
Page 93-94



Toilet brush holder
Page 92

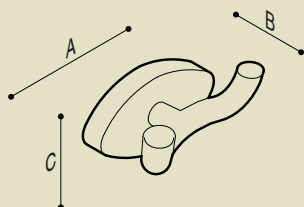




Single robe hook

Single robe hook with wall support, fit for the use in the bathroom, having nice linear aesthetic appearance. The article is in 6-polyamide with quick plug-in clamping screw on wall fixing flange in polyamide fiber. It is delivered in polished surface finish and the available colour range is indicated in the catalogue.

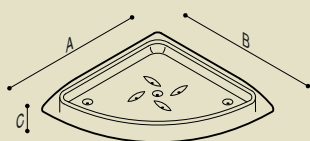
Code	Dimensions [AxBxC] mm.	Line
F17AKN03	69x45x40	Nylon



Double robe hook

Double robe hook with wall support, fit for the use in the bathroom, having nice linear aesthetic appearance. The article is totally in 6-polyamide with quick plug-in clamping screw on wall fixing flange in polyamide fiber. It is delivered in polished surface finish and the available colour range is indicated in the catalogue.

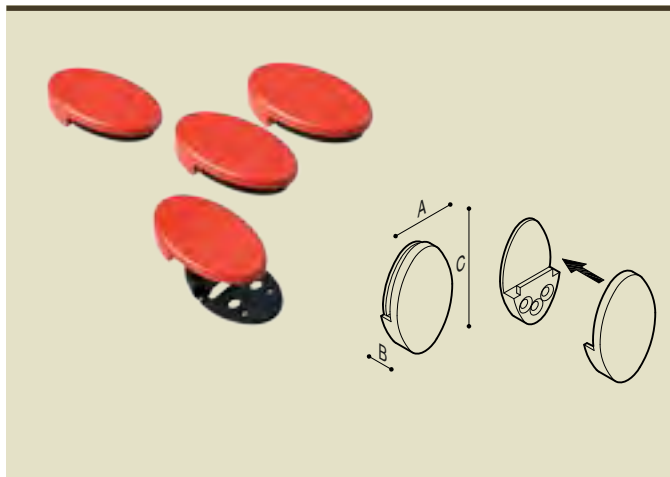
Code	Dimensions [AxBxC] mm.	Line
F17AKN04	69x43x40	Nylon



Corner sponge holder

Corner sponge holder in polyamide for corner shower. Dimension: 150x150 mm, with water outflow hole. Concealed wall fixing kit. Wall fixing screws and bolts included. Available colours as per colour card.

Code	Dimensions [AxBxC] mm.
F17AON01xx	150x150x38

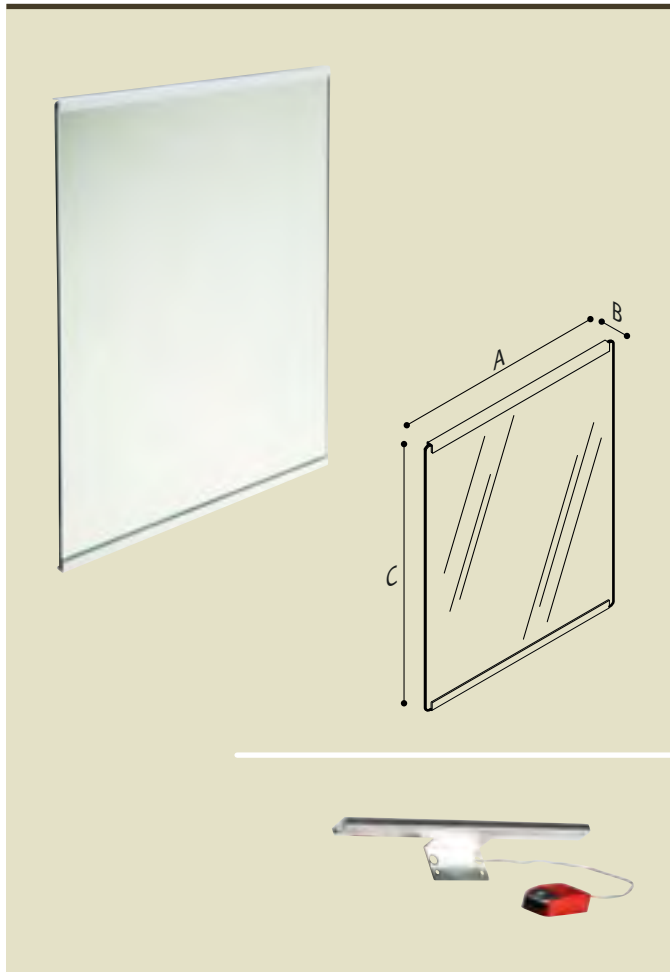
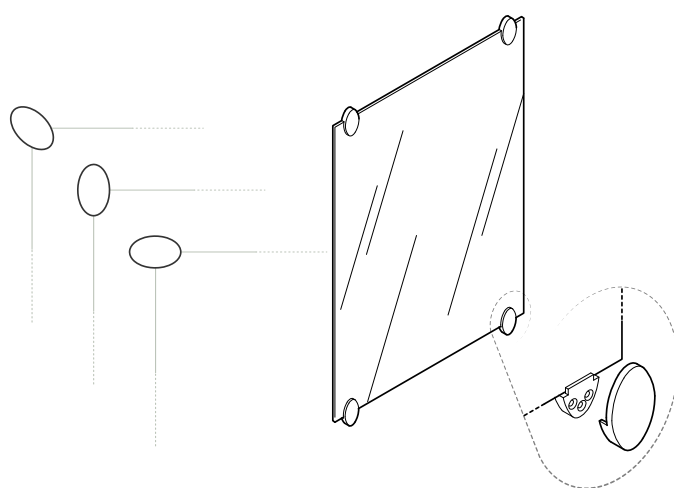


Mirror wall assembling kit

Mirror wall assembling kit in Polyamide. Straight or diagonal or horizontal assembling. Fit for mirror with 4 up to 6 mm thickness. Concealed wall fixing kit. Steel screws and bolts included.

Available colours as per colour card.

Code	Dimensions [AxBxC] mm.
F17ATN01xx	39x12x63



Tilting mirror

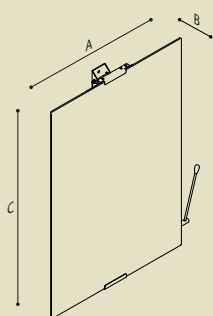
Tilting mirror, from 0° up to 12°, having linear nice aesthetic appearance, easy cleaning, safe structure free from any kind of elements which may cause accidents. The article is composed of wall fixing kit with joint having fall protection clutch by means of satin aluminum plate. The mirror with 5 mm thickness, controlled breakability Class 2B in conformity of UNI EN 12600 Norm, is fixed to a galvanized steel mounting bracket by means of two stainless steel brackets, which are epoxy polyester powder painted in the colours indicated in the catalogue. It is already prepared for the installation of a light. High percentage recycled and recyclable and environmental friendly raw materials are used for its manufacture.

Code	Dimensions [AxBxC] mm.
F41JPS27	450x72x600
F41JPS28	700x72x750

Light

Light with aluminium body and LED lighting rail 10 Watt - 600 Lumen. Power supply 12 V Dc.

Code
Y91ASS08



Tilting mirror with light and control lever

Tilting mirror made of 5 mm safety glass, equipped with LED light lamp. Safety glass in conformity to the UNI 7697 Norm. Equipped with satin stainless steel control lever, it can be assembled in right or left position depending on the application. Wall fixing support and tilting device in painted steel. LED Light with Plexiglas housing.

Mirror dimension: Height 690 mm, Width 500 mm.
Length of control lever 210 mm.

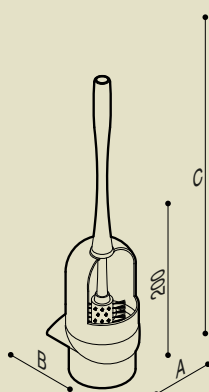
Code	Dimensions [AxBxC] mm.
F47JPS02xx	557x255,2x700



Light

Light with PMMA body and LED lighting bar 10 Watt - 600 Lumen. Power supply 12 V Dc.

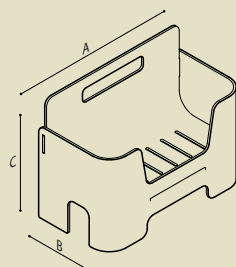
Code
Y91ASS02



Toilet brush holder complete with brush

Toilet brush holder for wall or standing assembling, complete with brush having long self-centering ergonomic grip shank, swivel housing container 200 mm high, diameter 100 mm in high quality polyamide. Total height 490 mm. Concealed wall fixing kit. Active and long lasting antimicrobial protection based on silver ions. Brush and gripp shank do not get in touch with container bottom, remaining hanging inside. Fixing screws and bolts included. Available colours as per colour card.

Code	Dimensions [AxBxC] mm.
F17AHN01xx	105x115x490

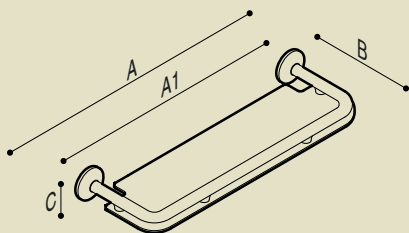


Portable box container

The portable box container with handle in Polymethylmetracylate (PMMA) is conceived to easily carry bathroom items inside the building. Equipped with water outflow cuttings.

Sizes: 225 mm wide x 170 mm high x 125 mm deep. Suitable for use on shower handrails of Maxima and Urban People range.

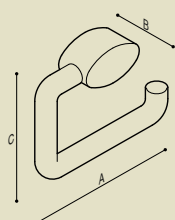
Code	Dimensions	Line
	[AxBxC] mm.	
F41ANS03	225x134x170	Maxima
F41ANS04	225x116x170	Urban people



Shelf with grab rail

Shelf for throughout mirror having grab rail frame, width 720 mm, depth 162 mm, wall clearance 20 mm. 6 mm safety glass shelf. Concealed wall fixing kit by means of steel flange Ø 72 mm. Fixing screws and bolts included. The frame is a grab rail Ø 33 mm fit for grasping, having active and long lasting antimicrobial protection based on silver ions, and preventing possible falling down of the entire item. Available colours as per colour card.

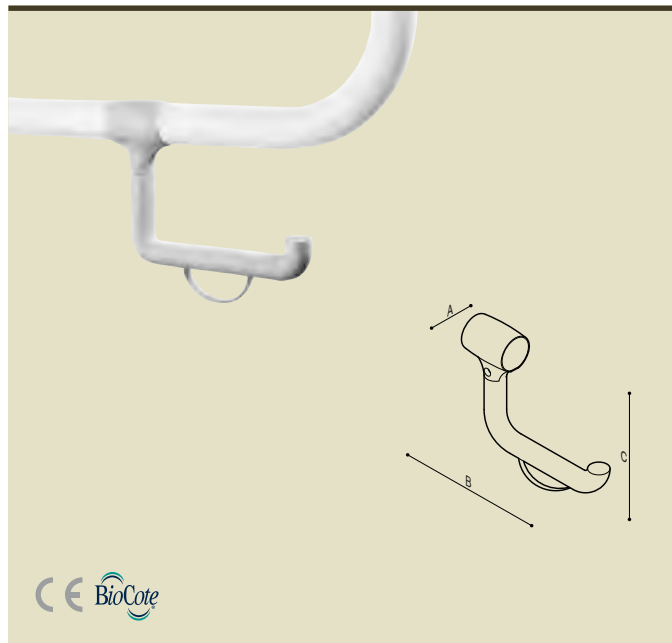
Code	Dimensions
	[AxBxC] mm.
G27JS01xx	792x185x72



Paper roll holder

Paper roll holder suitable for wall installation, in vinyl, having active and long lasting antimicrobial protection based on silver ions. Positioning at choice and depending on necessity. Concealed wall fixing kit. Steel screws and bolts included. Available colours as per colour card.

Code	Dimensions
	[AxBxC] mm.
F17AGN04xx	150x35x121



Paper roll holder for installation on grab rail

Paper roll holder F17AGN03 suitable for immediate or succeeding assembling on folding safety grab rails with a diameter between 31 and 35 mm in vinyl, having active and long lasting antimicrobial protection based on silver ions. Positioning at choice and depending on necessity, equipped with paper roll brake. Available colours as per colour card.

Code

Dimensions

[AxBxC] mm.

F17AGN03xx

37x175x155

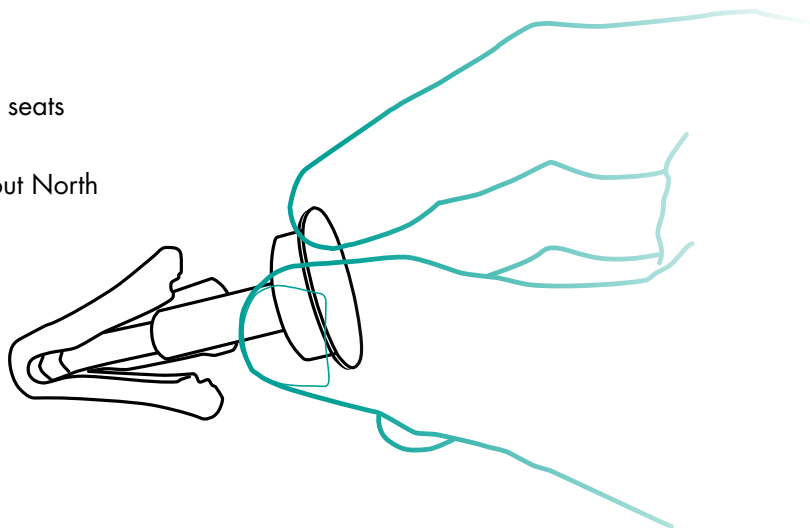


Wingits®

The worlds strongest stud wall fixing system

Features

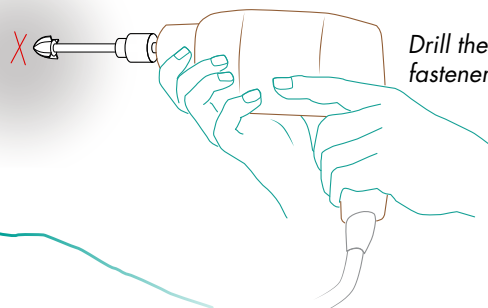
- Eliminates the need to reinforce stud walls
- Never loosens
- Waterproof and fire resistant
- Unequalled strength
- Used to install Ponte Giulio grab rails and seats
- Been in use for over 15 years
- Used by every major hotel chain throughout North America



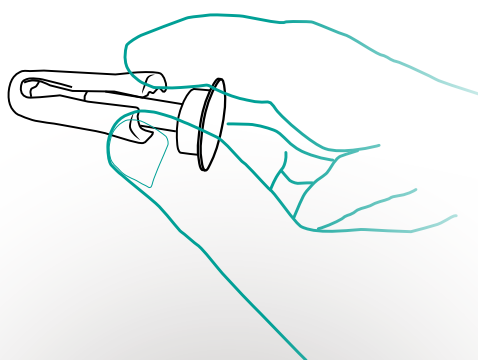
Speedy installation



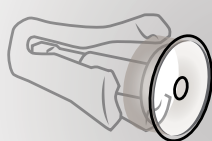
Installed in seconds and is stronger than the plaster wall.



Drill the wall for the installation of the fastener.



Pinch wings and pop through hole and then place screw through item to be fixed and screw into the Wingit tightly



You can use "Wingits®" fasteners to fix almost everything!

- Mirrors
- Grab Rails
- Frames
- etc.



Standard stud wall fixing

The Y96SES65 has thousands of uses for easy installation of bath accessories. Uses 8-32 x 3 1/2" Stainless Steel screws. Eliminates the need for structural blocking, NEVER loosens and rated up to 136 kilograms. A hole of 19 mm diameter (3/4") is required for installation.

Designed for 50 x 76 (2" x 3") or larger hollow walls and wall substrates from 6 - 19 mm. (1/4" - 1.3") thick.

Code	Overall Dimensions (mm)
Y96SES65	40x90x40



Structural stainless steel fixing

The Y96SES68 fit for the installation of grab rails. The body and screws are made of stainless steel 18/8. Eliminates the need for structural blocking, NEVER loosens and rated up to 360 kilograms. A hole of 31 mm diameter (1.25") is required for installation.

Designed for 50 x 110 (2" x 4") or larger hollow walls and wall substrates from 38 - 63 mm. (1.50" - 2.5") thick.

Code	Overall Dimensions (mm)
Y96SES68	35x100x35



Structurally engineered wall anchor

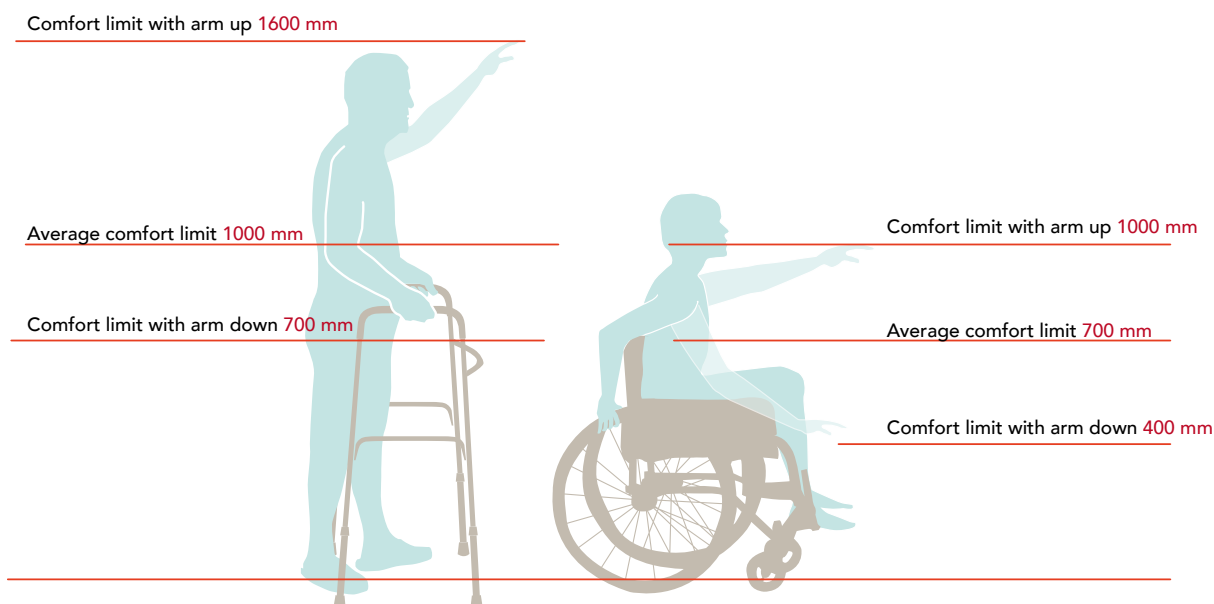
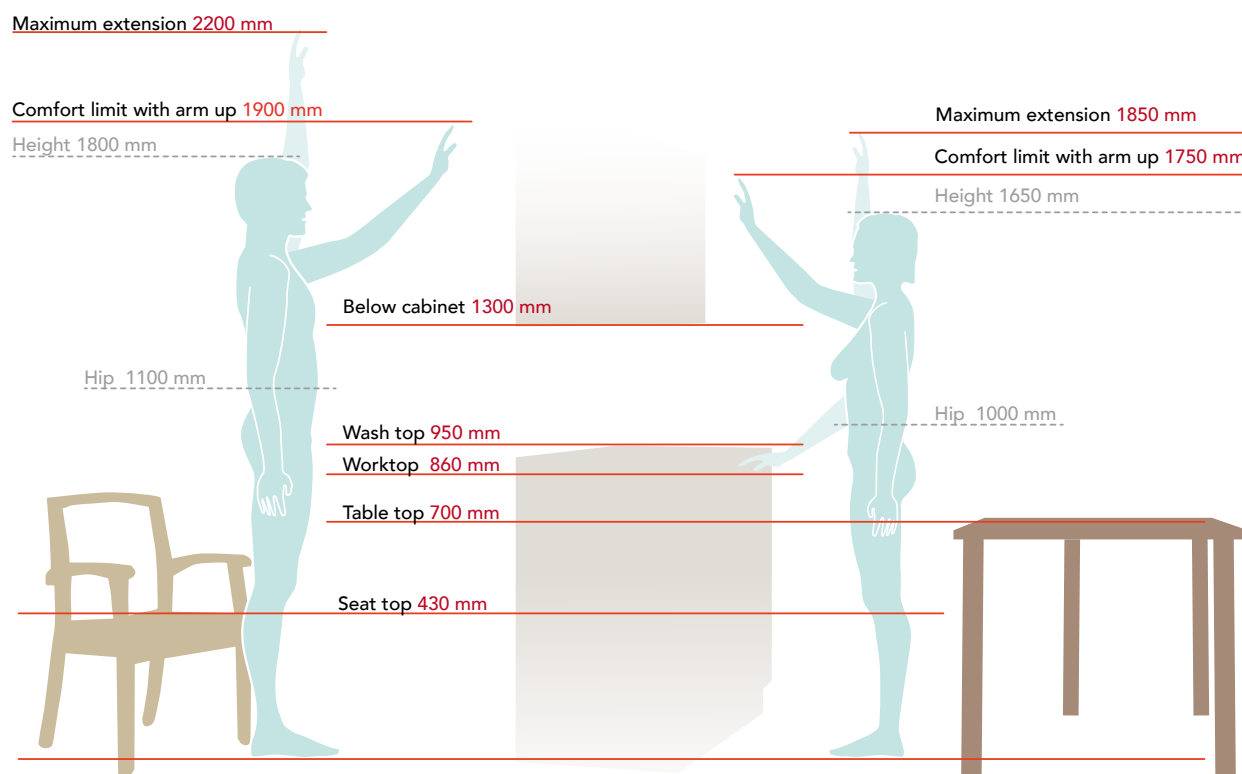
The Y96SES56 fit for the installation of grab rails. Uses two 8-32 x 3 1/2" Stainless Steel screws. Eliminates the need for structural blocking, NEVER loosens and rated up to 250 kilograms. A hole of 19 mm diameter (3/4") is required for installation.

Designed for 50 x 76 (2" x 3") or larger hollow walls and wall substrates from 6 - 19 mm. (1/4" - 1.3") thick.

Code	Overall dimensions (mm)
Y96SES56	65x90x75

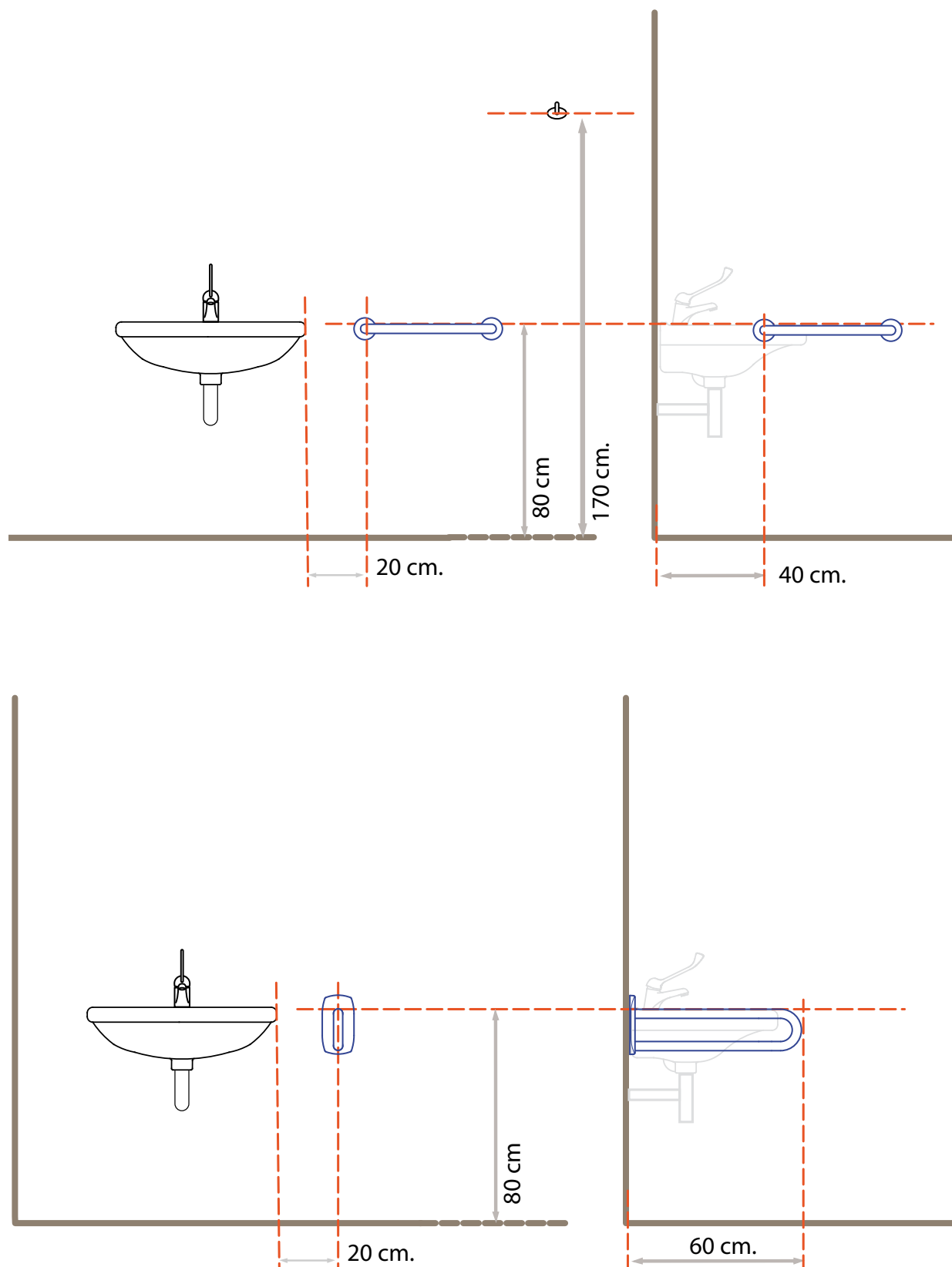
Hints on Anthropometry

Anthropometry measures human body. It is applied to ergonomics and industrial design. In this page we are going to highlight the limits and differences between man and woman, able and disabled people, in order to provide a general idea on the physical constraints which limit and govern the daily actions of a human being.

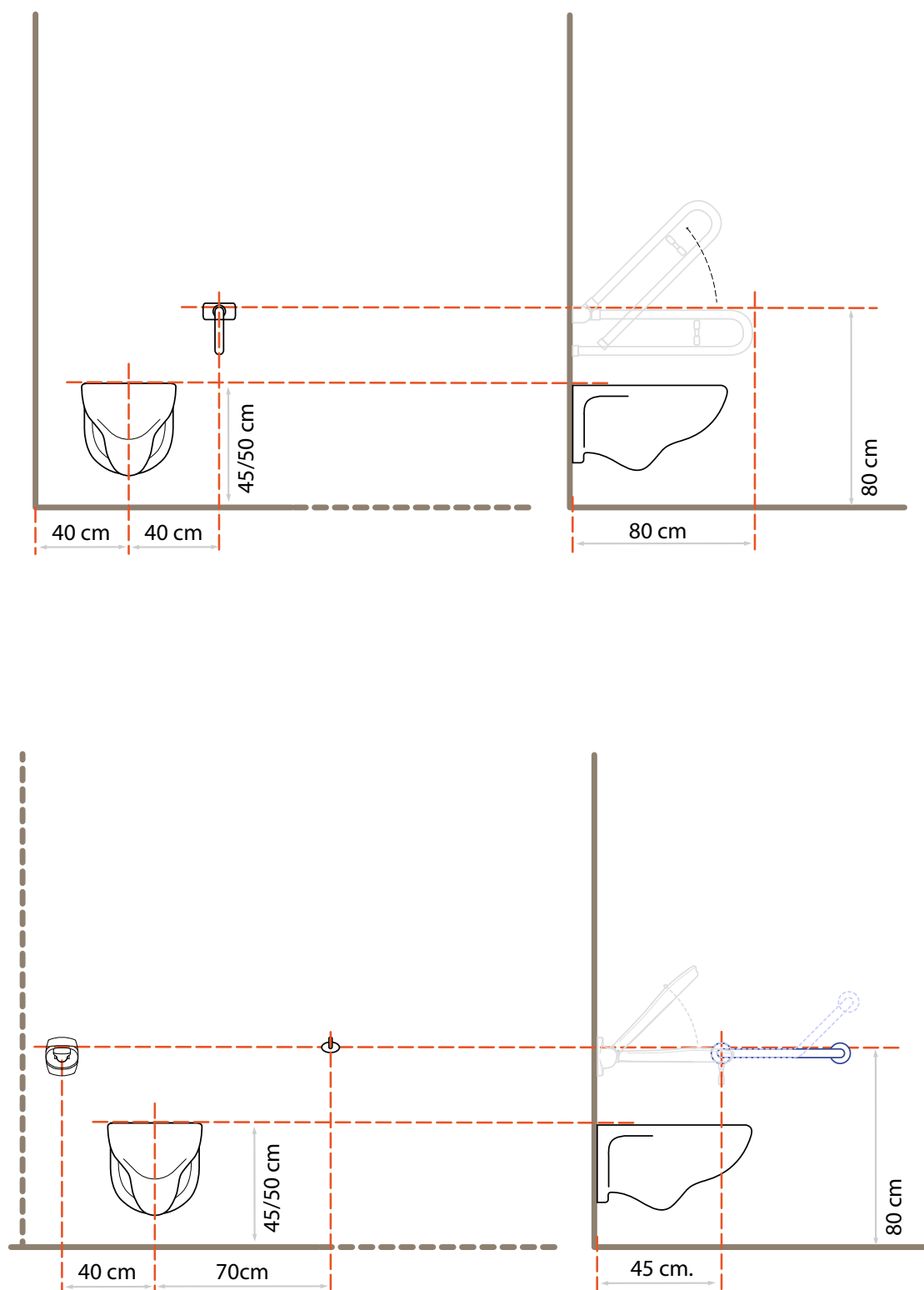


Bathroom configuration ideas

Basin area

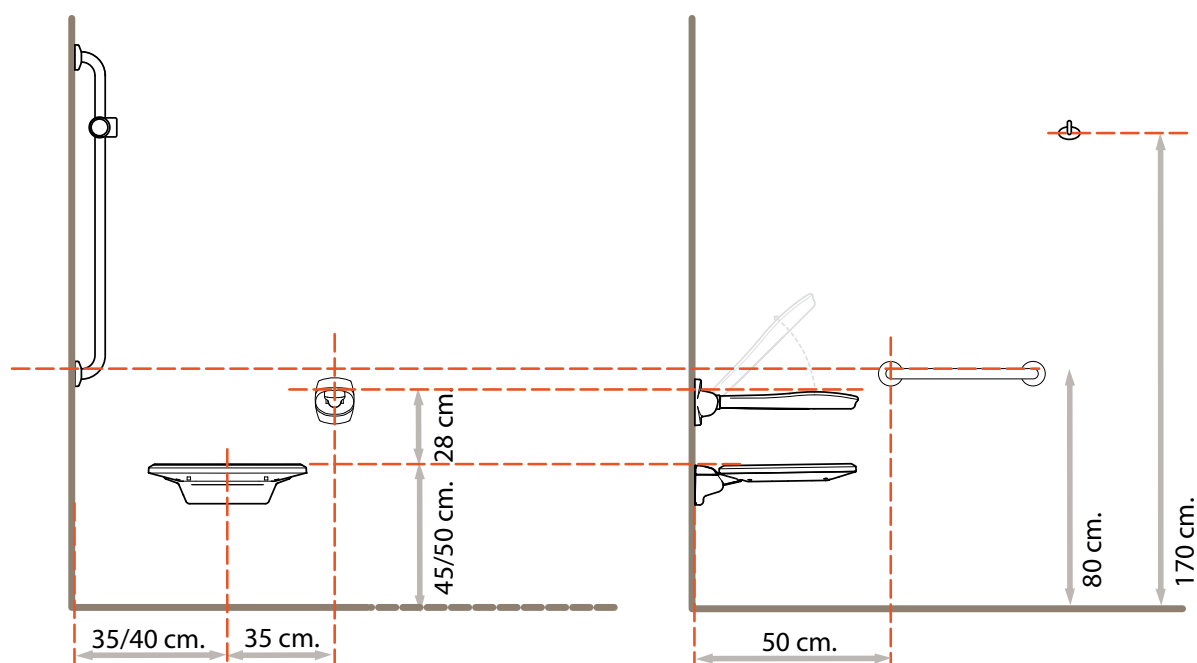


WC area

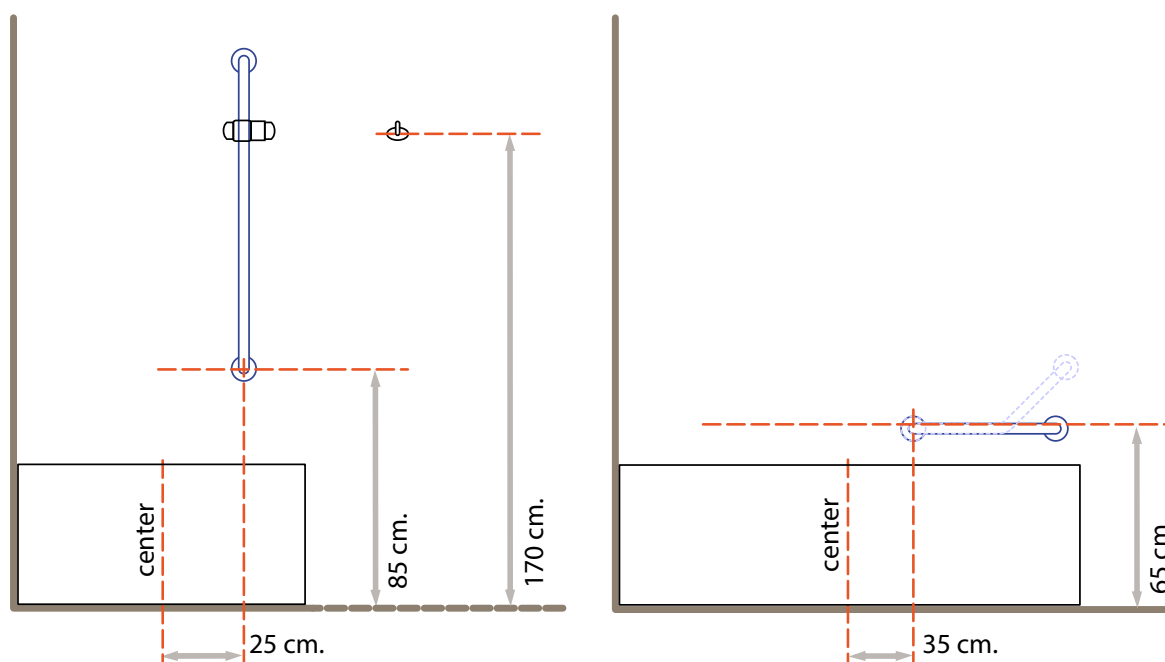


Bathroom configuration ideas

Shower area



Bathtub area



Folding grab rails and seats wall fixing recommendations

Type of products

Folding grab rails
Fixed side grab rails
Folding seats

Flanges recommended for wall type

Flange

Range



Maxima



Urban people

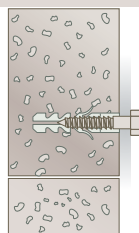
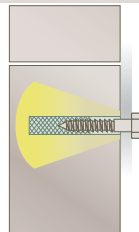
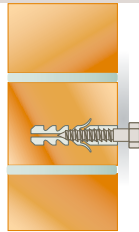
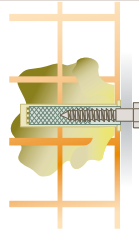
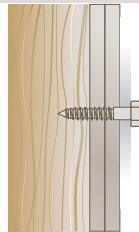
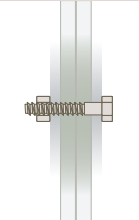


Polished stainless steel

We remind that is recommended fixing screws and plugs can be purchased in any specialised shop and must be chosen by qualified persons according to the type of wall the installation is performed.

Fitters must make sure that the wall, where the installation is performed, is perfectly flat, without any joints or protruding tiles. The wall's structure must be suitable for fixing the products and there mustn't be any weak parts.

Plugs recommended for wall type

Type of wall	Recommended fixing	Packaging
<ul style="list-style-type: none"> Concrete 	<p>"S14W Fischer" plugs type TE 10x90 DIN 571 S.S. screws</p> <p><i>Note</i> For fixing flanges with a \varnothing 10 mm. hole, make a \varnothing 14 mm. hole</p>	<p>Code Y90SES67 Content 4 S14W plugs 4 TE 10x90 S.S. screws</p>
<ul style="list-style-type: none"> Full blocks in "Gasbeton" Natural light stone 	<p>"FIP 14x80 M10i" Steel bushes TSPCE M10x30 DIN 7991 screws</p> <p><i>Note</i> Hole made with PBB, conical tip, injection with "Fischer FIS V or FIS VS" resin</p>	<p>Code Y90SES68 Content 4 FIP 14x80 M10i bushes 4 TSPCE 10x30 screws</p>
<ul style="list-style-type: none"> Perforated bricks in lateritious 	<p>"FIP 14x80 M10i" Steel bushes TSPCE M10x30 DIN 7991 screws</p> <p><i>Note</i> Make a \varnothing 16 mm. hole, injection with "Fischer FIS V or FIS VS" resin</p>	
<ul style="list-style-type: none"> Solid bricks in lateritious Natural compact stone 	<p>"FIP 14x80 M10i" Steel bushes "FIP 20x85 R Fischer" anchor plugs TSPCE M10x30 DIN 7991 screws</p> <p><i>Note</i> Make a \varnothing 20 mm. hole, only in rotation - not rotopercussion. Injection with "FIS V or FIS VS Fischer" resin</p>	<p>Code Y90SES69 Content 4 FIP 14x80 M10i bushes 4 FIP 20x85 R anchor plugs 4 TSPCE 10x30 screws</p>
<ul style="list-style-type: none"> Plasterboard Light walls or laminate <p>Paired with fixing plates in wood or multilayer minimum thickness 20 mm., installed between supports or against walls</p> 	<p>TE 10x80 DIN 571 chipboard screws</p> <p><i>Note</i> Make a \varnothing 7 mm. guide hole</p>	<p>Code Y90SES70 Content 4 TE 10x90 screws</p>
<ul style="list-style-type: none"> Plasterboard Light walls or laminate <p>Paired with fixing plates in steel, installed between supports or against walls</p> 	<p>TBCE screws, 10.9 M10x80 ISO 7380 class</p> <p><i>Note</i> Make a \varnothing 8 mm. hole. The actual load capacity of the system depends on the thickness of the plate.</p>	<p>Code Y90SES71 Content 4 TBCE M10x60 screws</p>

Grab rails wall fixing recommendations

Type of products

Grab rails
Corner grab rails
Fixed safety supports
Handrails
Accessories

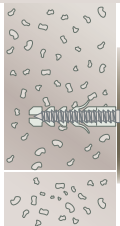

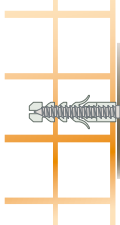

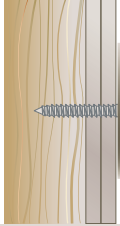

Flanges recommended for wall type

Flange	Range
	Maxima Polished stainless steel
	Tubocolor
	Urban people

We remind that is recommended fixing screws and plugs can be purchased in any specialised shop and must be chosen by qualified persons according to the type of wall the installation is performed.

Fitters must make sure that the wall, where the installation is performed, is perfectly flat, without any joints or protruding tiles. The wall's structure must be suitable for fixing the products and there mustn't be any weak parts.

Plugs recommended for wall type

Type of wall	Recommended fixing	Packaging
<ul style="list-style-type: none"> Concrete 	"SX8 Fischer" plugs type TSP 6x70 S.S. chipboard screws <i>Note</i> Holes must be \varnothing 8 mm	Code Y90SES61 Content 3 "SX8" Fischer plugs 3 TSP 6x70 screws S.S. Code Y90SES90 Content 4 plugs SX8 4 TSP 6x70 screws S.S.
<ul style="list-style-type: none"> Full blocks in "Gasbeton" Natural light stone 	"SX8 Fischer" plugs type TSP 6x70 S.S. chipboard screws <i>Note</i> Holes must be \varnothing 8 mm	
<ul style="list-style-type: none"> Perforated bricks in lateritious 	"SX8 Fischer" plugs type TSP 6x70 S.S. chipboard screws <i>Note</i> Make \varnothing 8mm holes, only in rotation - not rotopercussion	
<ul style="list-style-type: none"> Solid bricks in lateritious Natural compact stone 	"SX8 Fischer" plugs type TSP 6x70 S.S. chipboard screws <i>Note</i> Holes must be \varnothing 8 mm	
<ul style="list-style-type: none"> Plasterboard Light walls or laminate Paired with fixing plates in wood or multilayer minimum thickness 20 mm., installed between supports or against walls 	TSP 6x70 S.S. chipboard screws <i>Note</i> Holes must be \varnothing 8 mm	Code Y90SES110 Content 3 TSP 6x70 screws S.S.
<ul style="list-style-type: none"> Plasterboard Light walls or laminate Paired with fixing plates in steel, installed between supports or against walls 	TSP M8x60 screws S.S. DIN 965 A2 <i>Note</i> Make a \varnothing 8 mm. hole. The actual load capacity of the system depends on the thickness of the plate.	Code Y90SES111 Content 3 TSP M8x60 screws S.S.

Customer Service

Planning and analysis of requirements

Ponte Giulio's mission is to support the customer in every possible way, particularly the hotels, rehabilitation centres, hospitals and senior homes. The availability of our technicians to cooperate with designers and installers represents added value to our customers.

Information and specifications acquired during the analysis phase allow us to satisfy planning guidelines, which will enable completion of the project proposal and production of working drawings. At the end of the project installation phase all documents will be filed and kept safe in Ponte Giulio's records for possible future replacements and/or implementations.



Logistics

The correct management of logistics is vital to achieving project completion. For this reason Ponte Giulio has set up a warehouse and fulfillment centre to ensure, each standard product mentioned in the Price List, in standard quantities, can be delivered within 5 working days from receipt of the order.



Documentation

You can find all necessary technical data, updated in real time, on our website www.pontegiulio.co.uk



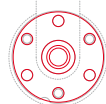
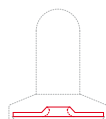
Flanges and fixing plates

Flanges

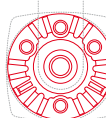
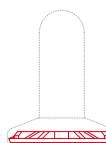
Type of product on which these flanges are used:

- Grab bars
- Corner safety supports
- Corner safety supports
- Fixed lateral supports
- Handrails

Urban people Range

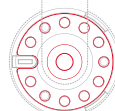
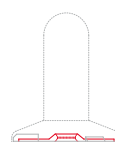


6 holes flange
Stainless steel - AISI 304 ø 70 mm



4 holes flange
fiber glass added polyamide ø 80 mm
Suitable for squared flange option only.

Polish Stainless steel Maxima Ranges



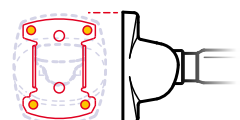
11 holes flange
Stainless steel - AISI 304 ø 80 mm

Mounting plates

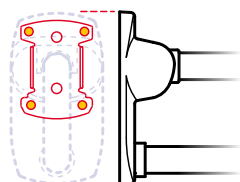
Type of product on which these flanges are used:

- Folding grab bar
- Side fixed supports
- Folding seats

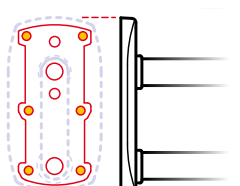
Urban people Polish Stainless steel Ranges



Stainless steel - AISI 304, 83x115 [WxH] mm

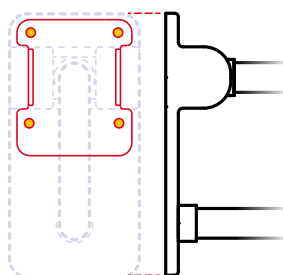


Stainless steel - AISI 304, 83x165 [WxH] mm

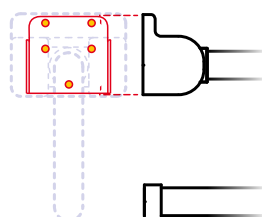


Stainless steel - AISI 304, 83x192 [LWH] mm

Maxima Range



Stainless steel - AISI 304, 122x145 [WxH] mm



Stainless steel - AISI 304, 95x96 [WxH] mm

General information

Cleaning information

For the cleaning of the products do not use any powders or acid detergents or abrasive means, which may affect their surface and their functional features, See the following list.

- ▲ Acetaldehyde
- ▲ Acetamide
- Acetic acid
- ◆ Acetone
- ◆ Acrylonitrile
- ▲ Alcoholic drinks
- ◆ Alimentary fats
- ▲ Aliyl alcohol
- ◆ Aluminium chloride
- ◆ Aluminium sulphide
- ◆ Ammonia
- ◆ Ammonium chloride
- ◆ Amyl acetate
- ◆ Amyl alcohol
- ◆ Aniseed oil
- ▲ Aniline
- ◆ Aniseed oil
- ◆ Barium chloride
- Benzaldehyde
- ▲ Benzoic acid
- ◆ Benzol
- Benzol alcohol
- ▲ Bitumen
- ▲ Boric acid
- ◆ Butter
- ▲ Butyric acid
- ◆ Butyl acetate
- ▲ Butyl alcohol
- ◆ Butyl phthalate
- ▲ Butylene glycol
- Calcium chloride
- ◆ Camphor
- ◆ Carbon sulfide
- ◆ Caustic potash
- ◆ Caustic soda
- Chlorine
- Chloroform
- Chromic acid
- Citric acid
- ◆ Clove oil
- ◆ Cooking oils

- ◆ Copper sulphide
- ◆ Copra oil
- ◆ Cyclohexane
- ◆ Cyclohexanol
- ◆ Decahydronaphthalene
- ◆ Dichlorofluorethylene
- ◆ Diesel oil
- ◆ Dimethylformamide
- ◆ Dioxane
- ▲ Ethyl acetate
- ▲ Ethyl alcohol
- ◆ Ethyl chloride
- ◆ Ethylene glycol
- ◆ Ethylic ether
- ◆ Ferric chloride
- ◆ Formaldehyde
- Formic acid
- ◆ Freon 12 liquid
- ◆ Fuels petrol
- ▲ Glycerine
- ◆ Heptane
- ▲ Hexane
- Hydrochloric acid
- Hydrogen peroxide
- Hydrofluoric acid
- Iodine
- Iodine sulphide
- ◆ Isooctane
- ▲ Isopropyl alcohol
- Lactic acid
- ◆ Lead acetate
- ◆ Lead stearate
- ◆ Linseed oil
- ◆ Magnesium chloride
- Mercuric chloride
- ◆ Mercury
- ◆ Methyl acetate
- Methyl chloride
- ▲ Methyl alcohol
- ◆ Milk
- ◆ Mineral oils
- ◆ Naphthalene
- ▲ Nitrobenzol
- ▲ Nitromethane
- ◆ Oleic acid
- Oleum
- ◆ Otyl phthalate
- ▲ Oxalic acid
- Ozone

- ◆ Paraffin oils
- ▲ Perfumes
- ◆ Petroleum
- ◆ Petroleum ether
- Phenol aqueous solution
- Phosphoric acid
- ▲ Phthalic acid
- ▲ Potassium bichromate
- ▲ Potassium bromide
- ◆ Potassium carbonate
- ◆ Potassium nitrate
- Potassium permanganate
- ▲ Propylic alcohol
- ◆ Salicylic acid
- ◆ Silicone oils
- ◆ Silver nitrate
- ◆ Soap solution
- ◆ Sodium bisulphite
- ◆ Sodium carbonate
- ◆ Sodium chloride
- ◆ Sodium hypochlorite
- ▲ Sodium nitrate
- ▲ Sodium silicate
- ◆ Sodium sulphate
- ◆ Sodium sulphide
- ◆ Sulphur
- ◆ Sulphurated hydrogen
- Sulphuric acid
- ▲ Tartaric acid
- ◆ Tetrahydrofurane
- ◆ Tetralina
- Thionyl chloride
- ◆ Toluol
- ◆ Transformer oil
- ◆ Trichloroethylene Triethanolamine
- ◆ Vaseline
- ◆ Vinyl chloride
- ◆ Water
- ▲ Wine
- ◆ Xylene
- ▲ Zinc chloride
- ◆ Zinc oxide

Key

- ◆ Good resistance
- ▲ Medium resistance
- Strongly attacked
- Some attack

Alphabetical Index

The following list of items is ordered by part number, in alphanumeric order

Code	Page	Code	Page	Code	Page
B40CNS01	86	G27JBS03	61	G27JDS02	81
B43CAO01	86	G27JCS01	42	G27JDS29	24, 57
B43CMS01	86	G27JCS02	42	G27JOL01	58
C91DFS01	35, 65	G27JCS04	42	G27JOR01	58
F17AGN03	94	G27JCS21	52	G27JOS01	61
F17AGN04	93	G27JCS22	52	G27JOS04	58
F17AHN01	92	G27JCS23	49	G27JOS05	59
F17AKN03	90	G27JCS24	49	G27JOS06	60
F17AKN04	90	G27JCS25	53	G27JOS08	59
F17AON01	90	G27JCS26	53	G27JOS10	60
F17ATN01	91	G27JCS27	50	G27JOS11	60
F41ANS03	93	G27JCS28	50	G27JOS13	61
F41ANS04	93	G27JCS29	55	G27JOS14	61
F41JPS27	91	G27JCS30	55	G27JQS01	93
F41JPS28	91	G27JCS31	55	G27JRS02	63
F47JPS02	92	G27JCS33	69	G27JRS03	63
G01JCS52	22	G27JCS34	55	G27JRS04	63
G01JCS53	22	G27JCS35	55	G27JRS05	63
G01JDS31	80	G27JCS36	50	G27JRS06	63
G01JDS41	81	G27JCS37	50	G27JRS07	63
G01JDS44	80	G27JCS38	53	G27JRS08	63
G02JDL29	83	G27JCS39	54	G27JRS09	63
G02JDR29	83	G27JCS40	43	G27JRS11	63
G02JDS22	83	G27JCS41	43	G27JRS12	63
G27JAL23	46	G27JCS42	43	G27JRS13	63
G27JAL26	47	G27JCS48	67	G27JRS14	63
G27JAR23	46	G27JCS49	69	G27JRS15	63
G27JAR26	47	G27JCS51	48	G27JRS22	64
G27JAS08	47	G27JCS52	48	G27JRS23	64
G27JAS10	42	G27JCS54	48	G27JRS24	64
G27JAS21	46	G27JCS57	48	G27JRS32	63
G27JAS22	45	G27JCS59	48	G27JTS10	64
G27JAS30	42	G27JCS66	51	G27JTS11	64
G27JAS40	42	G27JCS67	51	G27JTS12	64
G27JAS50	42	G27JCS69	51	G27JTS13	64
G27JAS60	42	G27JCS77	49	G29JAS01	74
G27JAS70	42	G27JCS78	49	G29JAS02	74
G27JAS80	42	G27JCS79	49	G29JAS03	74
G27JAS90	42	G27JCS80	67	G29JAS05	74
G27JBL19	43	G27JCS86	52	G29JAS08	74
G27JBL20	45	G27JCS87	52	G29JAS09	75
G27JBR19	43	G27JCS88	52	G29JBL06	76
G27JBR20	45	G27JCS89	51	G29JBL19	74
G27JBS02	61	G27JCS90	51	G29JBL20	76
		G27JDS01	81	G29JBR06	76

General information

Alphabetical Index

Code	Page	Code	Page	Code	Page
G29JBR19	74	G40JCS25	17	G40JRS07	33
G29JBR20	76	G40JCS33	32	G40JRS08	33
G29JBS01	75	G40JCS39	22	G40JRS09	33
G29JCS12	75	G40JCS41	20	G40JRS11	33
G31UJS02	23, 56	G40JCS42	20	G40JRS12	33
G40JAL20	13	G40JCS44	21	G40JRS13	33
G40JAL26	13	G40JCS45	10	G40JRS14	33
G40JAR20	13	G40JCS46	18	G40JRS15	33
G40JAR26	13	G40JCS47	16	G40JRS22	34
G40JAS01	10	G40JCS50	21	G40JRS23	34
G40JAS02	10	G40JCS55	17	G40JRS24	34
G40JAS03	10	G40JCS56	17	G40JRS32	33
G40JAS04	10	G40JCS57	17	G40JTS10	34
G40JAS05	10	G40JCS59	19	G40JTS11	34
G40JAS06	10	G40JCS60	19	G40JTS12	34
G40JAS07	10	G40JCS63	18	G40JTS13	34
G40JAS08	14	G40JCS64	18	Y87JCS48	67
G40JAS18	36	G40JCS66	16	Y87JCS49	69
G40JAS22	13	G40JCS67	16	Y87JIS21	37
G40JAS32	11	G40JCS68	19	Y87JIS22	37
G40JAS33	11	G40JCS69	18	Y87JIS25	37
G40JAS34	11	G40JCS80	31	Y87JIS26	37
G40JBL19	15	G40JDS17	82	Y87JIS29	70
G40JBL21	15	G40JDS30	80	Y87JIS30	70
G40JBR19	15	G40JDS40	82	Y87JIS40	70
G40JBR21	15	G40JDS41	82	Y87JIS42	70
G40JBS02	30	G40JEL02	12	Y87JIS46	57, 70
G40JBS03	30	G40JER02	12	Y87JIS48	67, 69
G40JBS16	29	G40JES11	11	Y87JIS20	70
G40JCS01	18	G40JOL01	25	Y87JNS17	35
G40JCS03	18	G40JOR01	25	Y87JOS02	30
G40JCS05	10	G40JOS01	30	Y87JOS04	61
G40JCS06	20	G40JOS04	26	Y87JSS03	34, 64
G40JCS07	10	G40JOS05	27	Y88JKS18	37
G40JCS08	20	G40JOS06	25	Y88JKS39	57
G40JCS09	16	G40JOS07	27	Y88JNS07	37, 70
G40JCS10	16	G40JOS08	29	Y88JNS17	66
G40JCS11	20	G40JOS09	26	Y88SDS68	35, 65
G40JCS12	10	G40JOS13	30	Y91ASS02	92
G40JCS13	10	G40JOS14	30	Y91ASS08	91
G40JCS14	10	G40JQS01	12	Y96SES65	97
G40JCS18	21	G40JRS02	33	Y96SES68	97
G40JCS19	21	G40JRS03	33	Y96SES56	97
G40JCS20	21	G40JRS04	33		
G40JCS23	32	G40JRS05	33		
G40JCS24	17	G40JRS06	33		

Notes

Notes

Notes

Ecology

The catalogue has been produced in an environmentally responsible way, avoiding, as much as possible, the use of substances that may be hazardous for the health and the environment. We ask you to recycle it at the end of its life or when you do not need it anymore.

Formal Notice

The information and technical data shown in this catalogue, even if carefully checked and studied, can not be considered binding and Ponte Giulio reserves the right to execute all technical product modification deemed necessary to improve them.

Inprint

<i>Design</i>	Fotostudio Mauro Mattioli, Stefano Monelli
<i>Design supervision</i>	Enrico Carloni, Stefano Monelli, Nick Gontar
<i>Data check</i>	Stefano Monelli, Nick Gontar, Massimo Ubaldini
<i>Layout</i>	Fotostudio Mauro Mattioli
<i>Images</i>	Fotostudio Mauro Mattioli, Shutterstock
<i>Infographic</i>	Stefano Monelli, Federico Trippini, Fotostudio Mauro Mattioli
<i>Printing</i>	Modulgrafica Forlivese spa
<i>Document ID-No.</i>	CUKH.EN.02.16, © Ponte Giulio S.p.A.



PONTE GIULIO **S.p.A.**

Località Ponte Giulio 05018 Orvieto (TR) Italy

☎ +39 0763 316044

📠 +39 0763 316043

🌐 www.pontegiulio.it

PONTE GIULIO USA, Inc

W241 S4021 Rockwood Circle

Waukesha, WI 53189 USA

☎ 1.877.766.8301

📠 1.877.766.8306

🌐 www.pontegiuliousa.com

UK OFFICE AND WAREHOUSE

Inprint House, 196 Old Shoreham Road, Hove

Sussex BN3 7EX - United Kingdom

🌐 www.pontegiulio.co.uk

